


FY 2020



Proposed Budget





Section 102.005(b) of the Texas Local Government Code, adopted in September 2007, requires any budget adopted after September 2007 to include the following language on a cover page:

“This budget will raise more total property taxes than last year’s budget by \$180,297 or 5.173%, and of that amount \$34,760 is tax revenue to be raised from new property added to the tax roll this year.”

**CITY OF CASTLE HILLS**  
**FISCAL YEAR 2020 CITY MANAGER PROPOSED BUDGET**

**OVERVIEW**

Required Budget/Tax/Debt Statement.....	1
Table of Contents.....	2
Budget Message.....	4
Budget & Tax Calendar.....	9
Organizational Chart.....	10
Fund Flow Chart/Fund Structure.....	11

**GENERAL FUND**

Re-Cap.....	16
Revenues.....	17
General Administration.....	18
Municipal Court.....	20
Police Department.....	22
Fire Department.....	24
Streets Department.....	26
Sanitation Department.....	29
Capital Expenditures.....	30

**Street and Drainage Funds**

Street Maintenance Sales Tax Fund.....	32
Drainage Utility Fund.....	34
Supplemental Street and Drainage Maintenance Fund.....	36

**Capital Replacement Funds**

Contingency Fund Major Vehicle/Equipment Purchases.....	39
---	----

Community Infrastructure Economic Development Program Fund.....	41
Workstation Upgrade Fund.....	43

**Municipal Court and Police Funds**

Child Safety Fund.....	46
Court Technology Fund.....	48
Court Security Fund.....	50
Court Efficiency Fund.....	52
State/Federal Forfeiture Fund.....	54
Law Enforcement Officers Standards Education Fund (LEOSE).....	59

**Crime Control Prevention District**

Crime Control Prevention District (CCPD).....	60
---	----

**Animal Shelter Fund**

Animal Shelter Fund.....	62
--------------------------	----



August 15, 2019



Honorable Mayor and Members of the City Council:

We are pleased to present to you with the proposed budget for the Fiscal Year FY2020. The proposed budget is guided by the efforts of dedicated, professional staff and the continued support of the Mayor and City Council. The FY20 budget maintains current operating levels and represents the expected revenues and planned expenditures for the City of Castle Hills' fiscal year from January 1, 2020 to December 31, 2020. This proposed budget is balanced and seeks to create a roadmap for success by continuing to build on a solid foundation.

The proposed budget allocates resources accordingly based on the needs identified by staff to maintain current service levels while maintaining a conservative fiscal approach. Each department director reviews their budget proposal with the Finance office and the City Manager before the collective departmental budgets are evaluated for inclusion into the proposed budget operations/services for the coming year and for consideration by the City Council. This budget seeks to balance the demand for quality services with the ever-increasing cost to deliver those services.

**Key Budget Principles:**

The proposed budget has been developed following the Key Budget Principles listed below:

- Basic services will be maintained at current levels and will be adequately funded.
- Reserves will be maintained at adequate levels, which should protect the City from future uncertainties.
- Revenues will be established at reasonable levels, utilizing historical data.
- Department and program costs will be budgeted at a reasonable level, which parallel the cost of providing services.
- Employee benefits and salaries will be budgeted, if possible, with an increase.

**General Fund Highlights:**

The General Fund is the largest fund for the City and accounts for the general service and operations. The General Fund is where services such as police, permitting/planning, public works, and administration are budgeted. All of the City's employee salaries are funded out of the General Fund. The proposed General Fund revenue budget totals \$7,182,882 million and the expenses budget totals \$7,182,882 million. The General Fund budget is based on the ad valorem rate of \$0.501345 per \$100 of valuation. The development of the FY2020 proposed budget is based on being fiscally conservative and due to the balanced budget; The City Manager has proposed the tax rate to remain at the same rate as that of the Adopted FY2019 Budget for General Fund operations.

The FY2020 Proposed Budget includes the continuation of two partially funded positions in the administration office – permit clerk and finance clerk appropriating these as two-full time positions in the FY 2020 Proposed Budget. Line item for property/casualty insurance has been increased to \$47,000 due to higher rates and deductibles. In the Streets Department, \$35,000 has been increased to the line item for streets maintenance – minor and infrastructure to \$85,000. This will allow more additional projects to be addressed including the City to continue working with North East Independent School District on a second phase of sidewalks along Honeysuckle and Lemonwood next to the Castle Hills Elementary.

### **Revenues:**

Total revenues for the FY2020 proposed budget are \$7,182,882 million. Sales and property taxes make up \$4,765,626 million of total revenues. Other major revenue sources include municipal court, permits/inspections, franchise fees and sanitation.

The City's second largest source of revenue is from sales taxes. Sales taxes are unpredictable as they rise and fall with the economy, making it difficult to estimate the exact amount of revenue the City will receive each year. Historically, as sales taxes go, so goes the City's budget. The FY2020 proposed budget assumes a conservative increase of 7.32% over the FY2019 projected year-end collections.

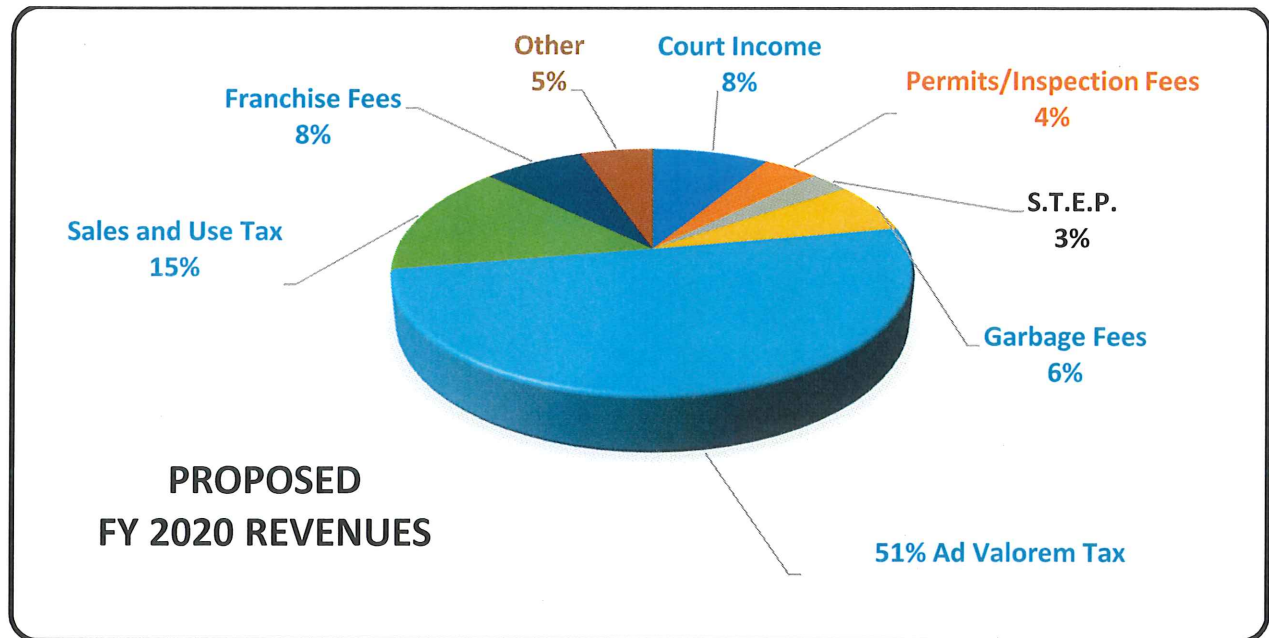
Franchise fees consist of electric, cable, telephone, and gas. The FY 2020 Proposed Budget provides an increase of \$37,000 in the proposed budget which comprises \$557,000 of the General Fund revenues.

### **Property Taxes:**

The Bexar County Appraisal District sets the valuations and City Council sets the tax rate. The total taxable assessed value (freeze not included) at the current tax of \$0.501345 per \$100 of valuation is \$572,167,902. The proposed total M&O revenue is budgeted at \$3,665,626. If the current rate is to remain, the revenue difference from FY2018 to FY2019 for the General Fund would be \$180,297. The reported homestead average taxable value is \$319,656 the \$.01 cent increase equates to \$31.97 in a year

Total City revenue for the proposed FY2020 Budget is charted by source below:

<b>Revenue Summary</b>	<b>Proposed 2020</b>
<b>Court Income</b>	\$550,000
<b>Permits/Inspection Fees</b>	\$250,000
<b>S.T.E.P.</b>	\$250,000
<b>Sanitation</b>	\$455,000
<b>Ad Valorem Tax</b>	\$3,665,626
<b>Sales and Use Tax</b>	\$1,100,000
<b>Franchise Fees</b>	\$557,000
<b>Other</b>	\$355,256
<b>Total:</b>	<b>\$7,182,882</b>



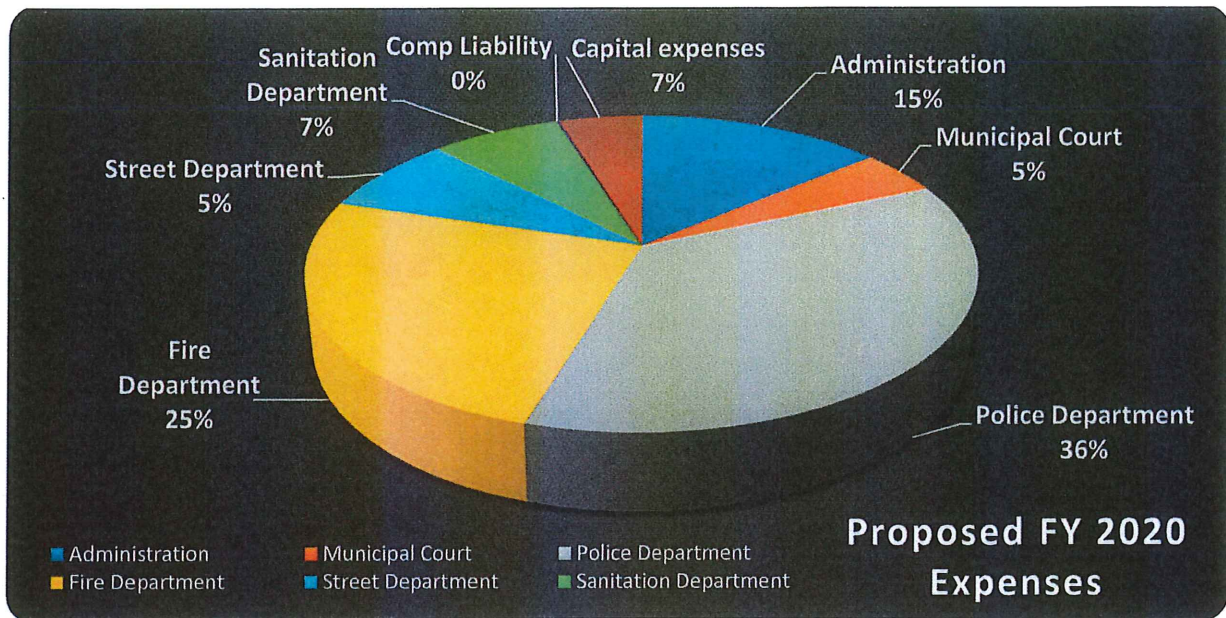
**Expenses:**

Total expenses for the FY2020 Proposed Budget are \$7,182,882 million. The ending total reserve fund balance for the City in FY2020 is \$3,376,745 million, which is about six months - the recommended amount - of City expenses. As is the case with most municipalities, personnel/payroll costs make up the largest single expense in a budget. The City's largest expense category is City Services, which is made up of Public Safety (Police, Fire and Dispatch), Public Works - Street Maintenance and Sanitation, Municipal Court and Administration.

A summary of expenditures for Proposed FY2020 is as follows:

Expense Summary	FY Proposed 2020
Administration	\$1,036,295
Municipal Court	\$321,928
Police Department	\$2,568,829
Fire Department	\$1,816,354
Street Department	\$384,445
Sanitation Department	\$516,102
Comp Liability	\$10,000
Capital expenses	\$528,929
Total:	\$7,182,882





### **Street and Drainage Funds:**

The City Council recognizes that long-term street repairs are needed across the City. The Street Maintenance, Drainage-Utility and Supplemental Streets Funds are available for future infrastructure projects. Revenue from the Street Maintenance Sales Tax, Digital Billboard and the possibility of issuing certificates of obligation. Costs for this would be reflected in the FY 2020 Proposed Budget.

Proposed FY 2020:

*Street Maintenance Tax - \$329,698*

*Drainage Utility Fund - \$780,529*

*Supplemental Street - \$246,593*

Current projects under consideration for potential funding in FY2020 are as follow:

- Banyan/Glentower Watershed III - Street and Drainage Project (Engineering/Design Underway)
- Mimosa/Krameria to West Avenue Drainage project (Watershed II) (Engineering/Design Underway)
- Street Maintenance - Seal Coat Project - Street (Engineering complete)

### **Capital Replacement Funds:**

Under Capital Replacement, the FY 2020 Proposed Budget includes the following:

Contingency Fund Major Vehicle/Equipment Purchase - \$261,949

Community Infrastructure Economic Development Program (CEID) - \$402,351



Possible one-time expenditures out of the CEID Fund for FY 2020. In the FY 2019 Adopted Budget, funds were budgeted in the amount of \$50,000; these funds were utilized beginning January 1, 2019. As a part of the FY 2020 Proposed Budget, it is recommended we allocate \$30,000 to continue with additional facility improvements:

- Municipal Facility Improvements – interior improvements to the building including new carpet, paint and audio/visual improvements to the City Hall Chambers and possible court office improvements.

Workstation Upgrade Fund - \$42,236

**Budget Highlights (Capital Expenses):**

- Set aside funds for future radio upgrade in 2020, cost is \$60,000.
- Set aside \$25,000 for future Fire Vehicle
- Set aside \$50,000 for future Public Works Vehicle
- Replace six sets of Firefighter gear, cost is \$16,800.
- Platform Fire Truck payment – Principal payment of \$74,257 and Interest payment of \$13,279.
- Salary Adjustments in the proposed budget have a 2% Cost of Living Adjustment (COLA) for all employees built in the budget.
- 15% Increase in the City's Health Plan – waiting on rate


**Conclusion:**

Every budget is an attempt to balance current and future needs within the framework of limited resources. Council and staff are very much aware of this and we have constructed this year's budget within those guidelines. Our budget sustains City operations and services and addresses capital needs. I would like to thank the department directors who have put much time and expertise into the development of the budget. The development of this budget would not have been possible without the hard work of our Financial Consultant.

In addition, I would like to give a special thanks to all the employees who continue to work hard to provide quality services to our residents in the City of Castle Hills. I am confident that this budget prepares the City of Castle Hills for future success as well. With your support, and the dedication of our capable staff, we will ensure that quality services are provided to the citizens of Castle Hills.

I look forward to citizen and City Council comments and direction as we finalize an adopted budget for the coming year.

Respectfully submitted,



Ryan D. Rapelye

City Manager


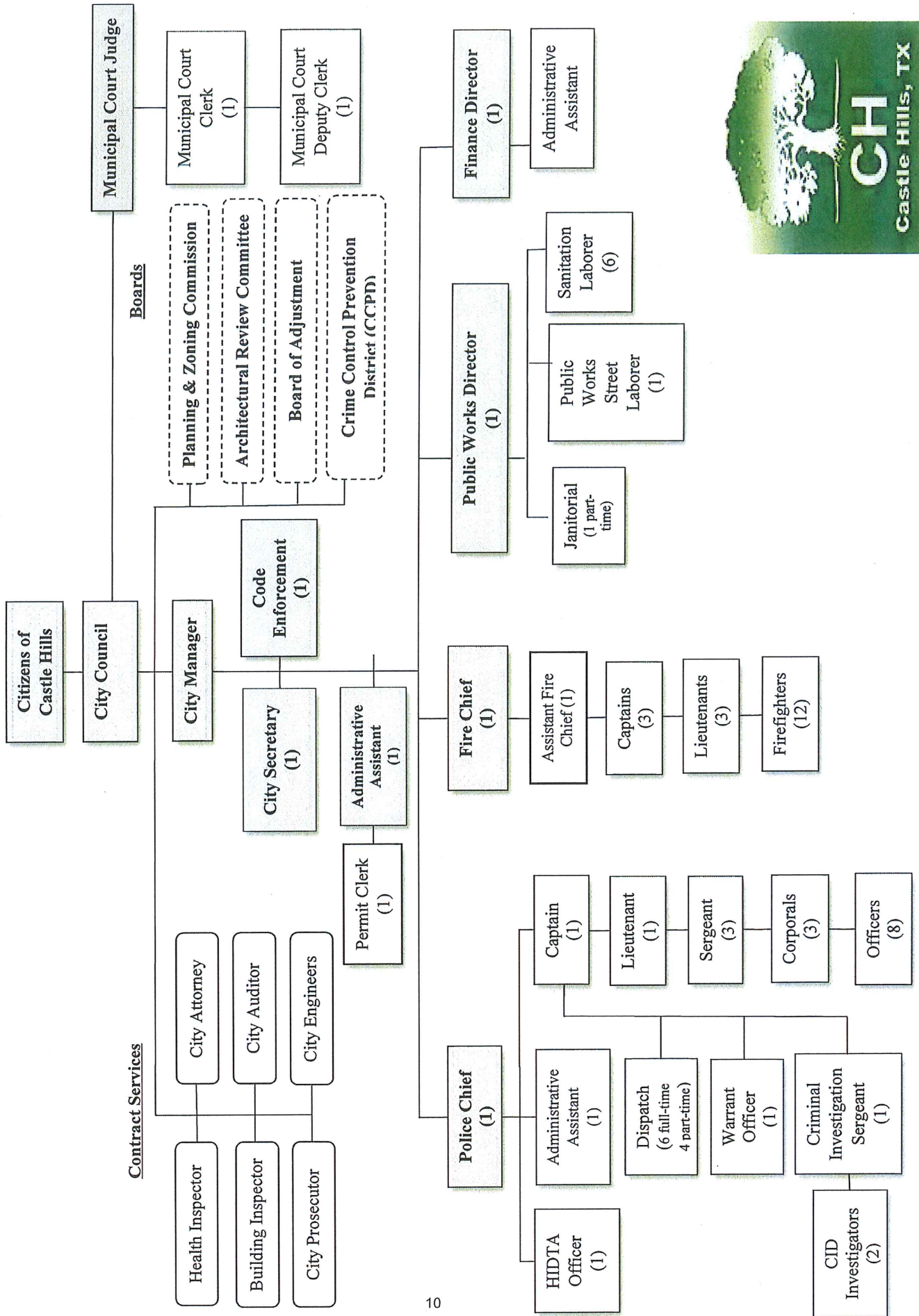
# CITY OF CASTLE HILLS

## MODIFIED BUDGET CALENDAR FOR FY 2020 BUDGET

### 2019

15-30 April	Receive preliminary Estimate of 2019 appraised values from Bexar Appraisal District
14- 25 June	Budget Kick Off with Departments - Goals, Objectives, Capital Requirements
<b>Tuesday 11 June</b>	<b>Regular Council Meeting</b> <ul style="list-style-type: none"> <li>- Budget Calendar Presented</li> </ul>
~ 25 July	Bexar County Appraisal District Provides - Certified Tax Roll; pass to Council
~ July 25 - 2 August	Bexar County Tax Assessor Collector Calculates Effective and Roll Back Rates
<b>Monday 5 August</b>	<b>Send by Email to City Council</b> <ul style="list-style-type: none"> <li>- Receive Effective and Rollback Calculation provided by Tax Assessor</li> <li>- Receive 2019 Certified Roll Reports from Bexar Appraisal District</li> </ul>
<b>Tuesday 13 August *</b>	<b>Regular Council Meeting - Possible Budget Workshop</b> <ul style="list-style-type: none"> <li>- Discuss tax rate; if proposed tax rate will exceed the rollback rate or the effective rate (whichever is lower), take record vote and Schedule Public Hearings.</li> </ul>
<b>Thursday 15 August</b>	<b>Submit Proposed FY 2020 Budget to City Secretary</b>
<b>Tuesday 20 August *</b>	<b>Possible Special Council Meeting - Budget Workshop</b> <ul style="list-style-type: none"> <li>- Review City Manager Proposed FY 2020 Budget (No Council action)</li> </ul>
Tuesday 20 August	Publish Notice of 2019 Tax Year Proposed Tax Rate (Effective & Rollback)  (Dates of Tax Rate Public Hearings Published in News Paper) (1 <sup>st</sup> Hearing may not be held before the 7 <sup>th</sup> day after the date the notice for the hearings is published. Earliest it could be held is August 28)
<b>Wednesday 28 August</b>	<b>Special Council Meeting &amp; Budget Workshop</b> <ul style="list-style-type: none"> <li>- Hold 1<sup>st</sup> Tax Hearing</li> </ul>
Wednesday 28 August	Publication Notice of 1 <sup>st</sup> Budget Reading
<b>Tuesday 10 September *</b>	<b>Regular Council Meeting – Budget Workshop</b> <ul style="list-style-type: none"> <li>- Hold 2<sup>nd</sup> Tax Hearing</li> <li>- Schedule and announce meeting to adopt tax rate 3-14 days from this date</li> </ul>
<b>Tuesday 17 September</b>	<b>Special Council Meeting –</b> <ul style="list-style-type: none"> <li>- 1<sup>st</sup> Reading of Budget</li> </ul>
<b>Tuesday 24 September</b>	<b>Special Council Meeting –</b> <ul style="list-style-type: none"> <li>- Adopt Budget by Ordinance</li> <li>- Levy Tax Rate by Resolution and take record vote</li> </ul>

# ORGANIZATIONAL CHART



## **Fund Structure**

The City accounts for revenue and expenditures based on the Fund, an accounting system used by nonprofit organizations and agencies, particularly governments. The main purpose of the Fund system is to ensure funds are received and expended in compliance with legal requirements. Funds are also established to ensure accountability and proper tracking of revenues and expenditures for designated purposes. All Funds described are governed by annual appropriations approved by the City Council and recorded as such. As depicted below, the budgetary accounting for City of Castle Hills financial activities is reflected within the following funds:

### **10 - General Fund**

Accounts for all financial resources except those required to be accounted for in another fund. General Fund is usually referred to as the operating fund and is used to finance the day-to-day operations of the City. It is the largest part of the City's financial operation. Revenues for this fund are obtained from taxes, franchise fee, licenses and permits, charges for services, intergovernmental revenue, fines, and interest.

### **02 – Child Safety Fund**

Funds are collected at the county level thru a fee on vehicle registration and divided to municipalities based on population. The funds can be used for school crossing guard programs, programs designed to enhance child safety, health, or nutrition, including child abuse prevention and intervention and drug and alcohol abuse prevention. Expenses can include education materials, crossing guard expenses, signage, pavement markings, and improvements that increase safety of biking and walking students.

### **05 – Court Technology**

Court Technology fund is allowed by state statute through a municipal ordinance to collect a \$4 court fee on all convictions in Municipal Court. The funds can be used to purchase and maintain technological enhancements such as computer systems, software, imaging systems, electronic ticket writers, and docket management systems.

### **06 – Court Security Fund**

Court Security fund is allowed by state statute through a municipal ordinance to collect a \$3 court fee on all convictions in Municipal Court. The funds can be used to finance security measures utilized by the court such as bailiff and security personnel, metal detectors, electronic surveillance equipment, continuing education for security personnel, and bullet-proof glass.



#### **07 – Court Efficiency Fund**

Court Efficiency fund is 10% of a time payment fee that is imposed through state statute. The funds can be used to finance efficiency measures utilized by the court.

#### **08 – Street Maintenance Fund (Sales Tax and Billboard)**

Sales tax revenues of one-fourth of one percent used only to maintain and repair municipal streets that existed on the date of the election to adopt the tax. It may not be used to build new streets. This tax expires every four years after it takes effect, voters must vote to continue the collection. This fund also includes 20% of the yearly payments received from digital billboard rentals.

#### **09 – Contingency Major Vehicle/Equipment Fund**

The City established the Contingency Fund in 2004, and each budget year money is transferred to this fund from the General Fund as an account to be used to purchase Fire, Public Works, and Sanitation Vehicles and Equipment.

#### **10 – Drainage Utility Fund**

The fees included in the drainage fund comprise of stormwater fees assessed on one-time new commercial development and monthly charges on commercial businesses based on impervious surfaces. This fund also includes revenue received from two digital billboard rentals located on City property. The rental fees are split 80% to this fund and 20% to the Street Maintenance Sales Tax Fund. These revenues shall be used for the purposes of stormwater management, administration, studies, engineering, construction, reconstruction, and customary charges associated with the operation of the fund.

#### **13 – Forfeiture Funds (State & Federal)**

Forfeiture funds are governed by Code of Criminal Procedures Chapter 59 and proceeds or property received under this chapter is considered to be for a law enforcement purpose if the expenditure is made for an activity of a law enforcement agency that relates to the criminal and civil enforcement. Expenditures can include equipment, vehicles, supplies, crime control programs, training, as well as, facility costs related to purchase of a building, construction, remodel, maintenance.

#### **18 – Law Enforcement Officers Standards Education Fund (LEOSE)**

Law Enforcement Officers Standards Education Funds (LEOSE) are received from the State of Texas through legislation. Expectation is that they will be funded in 2018. The amount received is based on the number of full time police officers and can be utilized

for continuing education for full time law enforcement officers. These funds are designed to supplement other training budgets not replace.

#### **20 – Community Infrastructure Economic Development Program (CIED) Fund**

This fund received monies from the termination of the CPS Energy's Community Infrastructure Economic Development Program in 2012. The remaining funds can be utilized in a manner consistent with the purposes of the CIED Policy including, but not limited to, energy efficiency and conservation projects, overhead electrical line conversions, renewable distribution projects, upgraded street lighting, and economic development involving new facility construction.

#### **21 – Workstation Upgrade Fund**

Funds are set aside from General Fund revenues through each department as an expense and recorded as transfer within this fund. The balance These funds are utilized to pay for the replacement or upgrade of IT equipment/system.

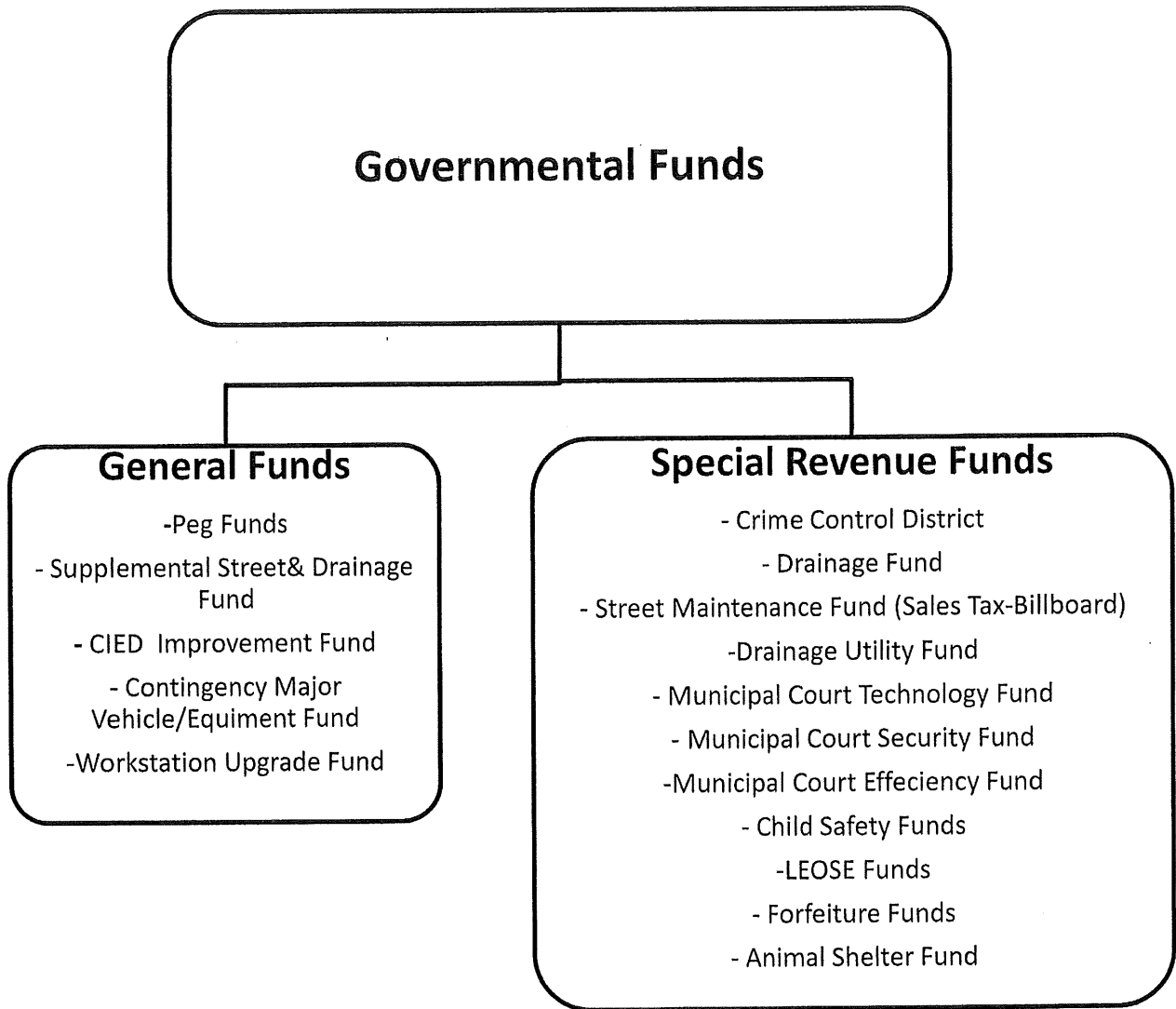
#### **22 – Supplemental Street and Drainage Maintenance Fund**

The City established the Supplemental Street & Drainage Fund in August of 2013 by Ordinance 1106 in order to supplement the street maintenance dollars derived from sales tax. The fund is maintained by transferring up to \$400,000 each year if available after the approval of the annual audit for any funds above a six (6) month backup operating reserves within the General Fund. These funds are obligated for street and drainage improvement projects to augment the street maintenance sales tax fund.

#### **50 - Crime Control District**

Crime Control Prevention District is allowed under the Local Government Code Public Safety Chapter 363 to finance costs of crime control and crime prevention programs. Sales tax revenue of one-fourth of one percent is collected to finance programs, including personnel, administration, expansion, enhancement, and capital expenditures. This tax expires every five years after it takes effect, voters must vote to continue in an election held for that purpose.

**City of Castle Hills**  
**Fund Structure Flow Chart\***



\* The City of Castle Hills Annual Financial Report groups the funds based on this flow chart, however, for budgeting and monthly financial reporting these funds are maintained separately.

# General Fund -01

Revenues (00)

## Departments

City Council (05) Future

Administration (10)

Municipal Court (20)

Police Department (30)

Fire Department (40)

Streets Department (50)

Sanitation Department (60)

Capital Replacement (80)



## 10 - GENERAL FUND

*The General Fund accounts for all financial resources except those required to be accounted for in another fund. General Fund is also referred to as the operating fund and is used to finance the day-to-day operations of the City. It is typically the largest part of the City's financial operations.*

	2019 ADOPTED BUDGET	2019 PROJECTED ENDING	2020 CITY MANAGER PROPOSED BUDGET	CHANGE
<b>BEGINNING FUND BALANCE</b>	<u>\$ 3,376,745</u>	<u>\$ 3,376,745</u>	<u>\$ 3,376,745</u>	
REVENUE TOTAL	<u>\$ 6,975,027</u>	<u>\$ 6,975,027</u>	<u>\$ 7,182,882</u>	\$ 207,855
DEPARTMENT EXPENSES				
ADMINISTRATION	\$ 868,811	\$ 868,811	\$ 1,036,295	\$ 167,484
COURT	\$ 318,375	\$ 318,375	\$ 321,928	\$ 3,553
POLICE DEPARTMENT	\$ 2,487,866	\$ 2,487,866	\$ 2,568,829	\$ 80,963
FIRE DEPARTMENT	\$ 1,728,181	\$ 1,728,181	\$ 1,816,354	\$ 88,173
STREETS DEPARTMENT	\$ 343,095	\$ 343,095	\$ 384,445	\$ 41,350
SANITATION DEPARTMENT	\$ 505,383	\$ 505,383	\$ 516,102	\$ 10,719
PAYROLL EXPENDITURES	\$ 10,000	\$ 10,000	\$ 10,000	\$ -
CAPITAL EXPENDITURES	\$ 713,316	\$ 713,316	\$ 528,929	\$ (184,387)
TOTAL EXPENSES	<u>\$ 6,975,027</u>	<u>\$ 6,975,027</u>	<u>\$ 7,182,882</u>	<u>\$ 207,855</u>
Income/(Loss)	\$ -	\$ -	\$ -	
<b>ENDING FUND BALANCE</b>	<u>\$ 3,376,745</u>	<u>\$ 3,376,745</u>	<u>\$ 3,376,745</u>	

City of Castle Hills

Revenues	Audited 12/31/2014	Audited 12/31/2015	Audited 12/31/2016	Audited 12/31/2017	Audited 12/31/2018	5 Year Average	2019 Council Adopted Budget	Un-Audited YTD -July 31 2019	Budget Remaining	2019 Projected Ending	2020 City Manager Proposed Budget	Change
01-00-4000 False Alarm Fines	800.00	3,900.00	3,000.00	1,100.00	-	1,760	3,000	-	3,000	3,000	1,000	(2,000)
01-00-4010 Restitution Fees	1,636.90	382.00	415.50	285.00	4,361.92	1,416	500	3,314	(2,814)	500	500	-
01-00-4020 Warrants	164,355.30	137,489.50	133,772.55	136,275.80	122,488.91	138,876	150,000	66,188	83,812	150,000	120,000	(30,000)
01-00-4025 LCB Collections	41,059.75	30,910.40	35,931.51	26,830.30	25,545.11	32,055	-	-	-	-	-	-
01-00-4030 Court Income	580,023.48	507,241.92	553,950.68	527,722.97	505,773.91	534,943	600,000	298,938	301,062	600,000	550,000	(50,000)
01-00-4032 State Court Tax Collection Fee	-	-	-	-	-	-	25,000	-	25,000	25,000	25,000	-
01-00-4040 Insurance Claims/Refunds	8,066.40	3,173.40	80,258.83	31,276.89	25,016.63	29,558	-	1,266	(1,266)	-	-	-
01-00-4050 Permits/Inspection Fees	246,982.79	281,823.12	391,212.36	291,265.94	326,953.63	307,648	280,000	122,265	157,735	280,000	250,000	(30,000)
01-00-4060 Miscellaneous	59,985.61	41,130.47	23,939.16	7,659.38	19,944.68	30,532	3,500	22,765	(19,265)	3,500	3,500	-
01-00-4065 Credit Card Fees	-	-	34,505.86	43,477.34	42,639.28	24,124	40,000	27,008	12,992	40,000	40,000	-
01-00-4070 Donations	13,900.00	7,300.00	713.29	59.70	50.00	4,405	-	-	-	-	100	100
01-00-4080 S.T.E.P	165,433.25	171,150.57	211,246.35	253,596.03	235,147.57	207,315	200,000	170,418	29,582	200,000	250,000	50,000
01-00-4090 Interest	2,491.04	51,090.07	25,009.15	64,375.38	122,305.05	53,054	55,000	78,096	(23,096)	55,000	62,000	7,000
01-00-4100 Food Licenses	22,945.00	24,040.00	19,061.00	19,800.00	20,925.00	21,354	17,000	18,325	(1,325)	17,000	17,000	-
01-00-4110 Liquor Licenses	5,126.22	5,081.21	7,867.40	4,452.42	4,554.19	5,416	3,000	2,003	998	3,000	3,000	-
01-00-4120 Garbage Fees	446,741.12	454,636.21	455,020.51	454,611.66	453,008.42	452,804	455,000	265,476	189,524	455,000	455,000	-
01-00-4125 Retro garbage billing	2,286.85	548.99	158.90	184.76	725.00	781	-	25	(25)	-	-	-
01-00-4130 Recycling	788.46	-	-	261.47	377.13	285	-	130	(130)	-	-	-
01-00-4140 ARC, BOA, Zoning & Plat Fees	3,015.50	8,800.00	3,400.00	5,781.00	5,200.00	5,239	4,000	3,315	685	4,000	4,000	-
01-00-4150 Report Fees	5,959.50	5,848.52	6,488.68	5,627.50	6,695.47	6,124	5,500	3,581	1,919	5,500	5,500	-
01-00-4160 Abatement Collections	-	-	-	-	12,750.00	2,550	-	1	(1)	-	-	-
01-00-4170 Certificate of Occupancy	3,030.00	2,850.00	-	60.00	8.00	1,190	-	-	-	-	-	-
01-00-4190 Animal Impound/Registration	1,372.00	1,722.00	1,086.00	1,080.00	1,106.00	1,273	1,000	609	391	1,000	1,000	-
01-00-4200 Ad Valorem Taxes	2,505,330.41	2,651,729.34	2,894,349.29	3,167,414.79	3,313,412.27	2,906,447	3,485,329	2,480,542	1,004,787	3,485,329	3,665,626	180,297
01-00-4220 Franchise Fees	568,568.64	556,108.77	511,371.53	534,125.13	555,338.86	545,103	520,000	242,626	277,374	520,000	557,000	37,000
01-00-4300 Sales and Use Tax	962,546.67	1,010,500.24	1,044,359.66	1,033,278.91	1,068,317.52	1,023,801	1,025,000	638,354	386,646	1,025,000	1,100,000	75,000
01-00-4305 Sales Tax - Beverage	6,623.32	6,639.30	8,228.57	9,337.62	10,980.34	8,362	10,000	8,741	1,259	10,000	11,656	1,656
01-00-4310 Sales Tax - Garbage	37,839.74	38,306.35	38,272.71	38,303.76	38,288.85	38,202	-	-	-	-	-	-
01-00-4310 Court Tax	438,297.68	382,737.02	396,635.98	391,844.50	354,934.51	392,890	-	-	-	-	-	-
01-00-4400 Revenue Rescue	14,884.72	15,570.40	906.50	10,707.92	10,583.11	10,531	11,000	4,238	6,762	11,000	11,000	-
01-00-4440 Towing Services	19,165.00	14,672.50	19,022.50	24,604.59	18,698.50	19,233	25,000	10,409	14,591	25,000	20,000	(5,000)
01-00-4450 Passport Acceptance Office	-	-	-	-	4,970.00	994	21,198	22,152	(954)	21,198	30,000	8,802
01-00-4500 Sale of Equipment	-	-	-	2,500.00	-	500	35,000	33,250	1,750	35,000	-	(35,000)
01-00-4510 Animal Shelter Donations	-	-	-	-	-	-	-	-	-	-	-	-
01-00-4999 Capital Lease Proceeds	-	-	-	549,924.00	-	-	-	-	-	-	-	-
Total General Fund Revenues							6,975,027	4,524,033		6,975,027	7,182,882	



## ***Administration***

### ***Mission Statement***

*Our mission is to make the City of Castle Hills a great community in which to live, work and play where location and service really matter!*

### ***Vision Statement***

*Castle Hills is a vital and vibrant community shaped by the infections of its early days and marked by a spirit of cooperation and pride that continued to this day. We strive to be a welcoming community that celebrates our rural heritage, natural habitat and independent character; and to be known for our friendliness, our excellent quality of life and for being the most convenient location to live in the area. Our vision is to make the City of Castle Hills a desirable place to live work and play by providing exceptional City services and leadership in a professional manner while being a good steward of resources entrusted to us by our citizens and stakeholders.*

### ***Core Values***


- *Integrity*
- *Professionalism*
- *Transparency*
- *Service*
- *Accountability*
- *Innovation*
- *Excellence*
- *Respect*
- *Responsiveness*

City of Castle Hills

Administration Expenditures

	Audited 12/31/2014	Audited 12/31/2015	Audited 12/31/2016	Audited 12/31/2017	Audited 12/31/2018	5 Year Average	2019 Council Adopted Budget	Un-Audited YTD -July 31 2019	Budget Remaining	2019 Projected Ending	2020 City Manager Proposed Budget	Change
01-10-5001 Salaries-Full Time	266,430.83	273,776.02	344,761.45	366,948.49	350,549.99	320,473	339,153	156,994	182,159	339,153	417,485	78,332
01-10-5002 Overtime	-	3,883.97	-	-	-	777	-	-	-	-	-	-
01-10-5003 Salaries-Part Time-Contract	17,595.71	35,165.33	22,174.12	-	67,897.98	28,567	-	28,603	(28,603)	-	240	(144)
01-10-5005 Longevity Pay	372.00	131.00	200.00	199.00	213.00	223	384	76	308	384	1,500	-
01-10-5006 Comp Time/Overtime	518.32	6,032.35	4,769.03	3,624.25	2,430.75	3,475	1,500	-	1,500	1,500	1,500	-
01-10-5010 FICA	16,235.26	16,864.18	18,640.15	21,845.12	21,464.09	19,010	21,144	9,465	11,679	21,144	25,992	4,848
01-10-5012 Medicare	3,796.91	3,843.19	4,359.46	5,108.87	4,994.01	4,420	4,945	2,214	2,731	4,945	6,079	1,134
01-10-5015 Employee Insurance	16,512.28	14,932.47	19,894.15	15,947.46	28,617.39	19,181	27,364	13,266	14,098	27,364	41,926	14,562
01-10-5018 TMRS-Employee Retirement	30,949.89	37,106.67	38,590.07	42,926.00	42,057.11	38,326	39,526	18,250	21,276	39,526	52,613	13,087
01-10-5020 Workers' Compensation	1,505.00	1,505.00	1,505.00	1,505.00	1,405.00	1,485	1,555	-	1,555	1,555	1,555	-
01-10-5025 City Engineer/Plat Fees	86,359.87	37,438.79	17,284.11	29,149.08	27,930.59	39,632	33,000	10,727	22,273	33,000	33,000	-
01-10-5027 Building Inspector	34,650.00	33,390.00	53,445.00	62,325.00	54,285.00	47,619	60,000	28,644	31,356	60,000	60,000	-
01-10-5028 Sanitation Inspectors	15,774.00	18,642.00	17,208.00	17,265.00	17,427.31	17,263	18,000	4,302	13,698	18,000	18,000	-
01-10-5030 Utilities	13,958.93	13,432.20	11,904.01	12,168.93	16,983.27	13,689	12,000	10,056	1,944	12,000	15,000	3,000
01-10-5035 Gas, Oil & Tires	-	1,669.81	1,076.74	695.74	747.34	838	2,200	1,406	794	2,200	2,200	-
01-10-5040 Office/Printing	18,496.53	15,770.78	9,537.64	9,687.72	11,249.80	12,948	10,000	7,593	2,407	10,000	10,000	-
01-10-5041 IT Support	6,009.76	8,820.01	15,723.91	18,068.28	20,998.87	13,924	11,000	7,553	3,447	11,000	17,000	6,000
01-10-5042 Incode/Asyst Updates/Maint	58.56	6,030.55	6,324.88	-	12,932.42	5,069	7,650	-	7,650	7,650	8,415	765
01-10-5043 Paperless Automation	-	-	735.05	278.90	-	-	6,000	-	6,000	6,000	6,000	-
01-10-5045 Office Equip/Software	8,969.99	3,955.37	5,247.26	3,488.74	5,250.04	3,111	2,500	-	2,500	2,500	2,500	-
01-10-5046 Election Expenses	5,455.35	6,238.56	3,551.53	3,258.00	3,664.25	3,110	4,500	7,038	(38)	7,000	7,000	-
01-10-5048 Subscriptions & Dues	1,991.70	3,086.94	-	-	-	55	300	2,120	2,380	4,500	4,500	-
01-10-5049 Printing - Temp Signs	-	-	277.25	-	-	-	300	174	126	300	300	-
01-10-5050 Newsletters/Postcards	-	-	1,777.68	1,188.00	198.00	633	2,500	-	2,500	2,500	2,500	-
01-10-5052 Newspaper Publications/Ads	2,821.07	4,304.89	4,062.40	15,406.45	2,251.81	5,769	3,500	3,511	(11)	3,500	3,500	-
01-10-5053 Website Hosting/Maint	4,545.00	6,288.00	2,887.50	3,031.88	4,193.06	4,189	3,000	400	2,600	3,000	3,000	-
01-10-5055 Audit	13,000.00	13,500.00	15,000.00	16,615.00	18,500.00	15,323	18,500	18,500	-	18,500	20,000	1,500
01-10-5056 MuniCode Updates	5,001.66	2,312.24	950.00	6,602.90	1,343.80	3,242	6,500	950	5,550	6,500	6,500	-
01-10-5058 Rackspace	-	-	1,348.00	1,772.00	3,111.15	1,246	1,800	1,630	170	1,800	1,800	-
01-10-5060 Attorney/Legal Fees	31,527.50	46,304.41	100,497.14	80,428.54	126,618.98	77,075	90,000	68,460	21,540	90,000	90,000	-
01-10-5065 Bldg. Maint/Supplies	7,236.11	4,869.60	5,184.15	5,064.08	1,792.03	4,829	5,000	1,874	3,126	5,000	5,000	-
01-10-5066 Vehicle Maint/Misc.	659.68	744.08	913.52	897.88	500.00	743	900	384	516	900	900	-
01-10-5069 Cell Phone/Radio Maint	-	-	1,903.80	1,237.10	1,695.10	967	1,250	464	786	1,250	1,250	-
01-10-5070 Miscellaneous	1,636.12	2,023.77	1,157.99	3,585.90	2,023.98	2,086	700	1,558	(858)	700	700	-
01-10-5072 Bexar Appraisal District	13,992.00	14,707.00	14,737.00	15,667.00	16,875.00	15,196	16,590	7,980	8,610	16,590	16,590	-
01-10-5074 Training/Prof Meetings	2,127.65	4,059.85	6,857.27	12,286.15	6,095.07	6,285	8,000	2,619	5,381	8,000	8,000	-
01-10-5075 Property/Casualty Insurance	57,318.90	60,236.73	67,170.45	64,883.35	101,963.48	70,315	58,000	21,391	36,609	58,000	105,000	47,000
01-10-5076 Medical	346.00	200.00	291.33	(1,763.78)	110.00	(163)	250	126	124	250	250	-
01-10-5076 Uniforms	199.83	607.12	207.84	179.95	759.70	391	500	500	500	500	500	-
01-10-5082 Mayor/Council Expenses	5,838.53	10,217.99	4,139.11	1,571.17	9,178.29	6,189	5,000	2,592	2,408	5,000	5,000	-
01-10-5085 Equipment Leases	4,799.19	6,724.47	7,121.88	8,015.21	7,146.41	6,761	7,000	4,072	2,928	7,000	7,000	-
01-10-5087 Sales Tax - Garbage	37,769.83	38,098.80	38,001.36	38,551.42	38,768.09	38,238	-	-	-	-	-	-
01-10-5089 Credit Card Fees	-	-	24,258.14	18,623.33	18,457.84	12,268	21,600	9,438	12,162	21,600	19,000	(2,600)
01-10-5090 Animal Control	-	-	-	-	100.00	20	-	-	-	-	-	-
01-10-5097 Insurance Claims	-	-	32,259.82	19,740.96	-	10,400	5,000	-	5,000	5,000	5,000	-
01-10-5245 Transfer for Tech Upgrades	1,750.00	2,625.00	3,500.00	3,500.00	3,500.00	2,975	3,500	1,750	1,750	3,500	3,500	-
01-10-5246 Transfer for Sup Street & Drain	400,000.00	257,533.00	199,366.00	-	-	171,380	-	-	-	-	-	-
<b>Total Administration Expenditures</b>	<b>1,136,209.96</b>	<b>1,017,072.14</b>	<b>1,130,801.19</b>	<b>931,474.07</b>	<b>1,057,897.01</b>		<b>868,811</b>	<b>456,180</b>		<b>868,811</b>	<b>1,036,295</b>	





## ***Municipal Court***

### ***Mission Statement***

*Our mission at Castle Hills Municipal Court is to efficiently, accurately, and professionally handle and process City ordinance violations; to create and sustain customer-oriented quality service that provides maximum access to the court and promotes public confidence in the court system*

### ***Vision Statement***

*Our court system is characterized by excellence that strives to attain justice for the individual and society through the rule of law. We strive to provide quality service to ensure equality, courtesy, dignity, and respect for all members of the public, council, and staff.*

### ***Core Values***

- *Independence*
- *Integrity*
- *Fairness*
- *Service*

City of Castle Hills

Municipal Court Expenditures

	Audited 12/31/2014	Audited 12/31/2015	Audited 12/31/2016	Audited 12/31/2017	Audited 12/31/2018	5 Year Average	2019 Council Adopted Budget	Un-Audited YTD -July 31 2019	Budget Remaining	2019 Projected Ending	2020 City Manager Proposed Budget	Change
01-20-5001 Salaries-Full Time	52,601.84	56,678.99	60,380.59	72,785.73	76,912.91	63,872	78,054	43,638	34,416	78,054	79,624	1,570
01-20-5002 Overtime	-	-	-	-	-	-	-	-	-	-	-	-
01-20-5003 Salaries-Part Time/ Seasonal	2,488.51	-	-	-	-	498	-	-	-	-	-	-
01-20-5005 Longevity Pay	53.00	77.00	113.00	164.00	215.00	124	264	125	139	264	120	(144)
01-20-5006 Comp Time	1,922.82	3,392.95	2,444.32	53.57	-	1,563	1,500	-	1,500	1,500	1,500	-
01-20-5010 FICA	3,470.30	3,700.63	3,974.93	4,376.06	4,593.03	4,023	4,949	2,622	2,327	4,949	5,037	88
01-20-5012 Medicare	811.63	843.32	929.65	1,023.43	1,074.21	936	1,157	613	544	1,157	1,178	21
01-20-5015 Employee Insurance	10,696.30	7,668.94	9,982.32	8,254.02	9,817.32	9,284	10,946	5,243	5,703	10,946	11,979	1,033
01-20-5018 TMRS-Employee Retirement	7,056.59	7,946.34	8,073.62	8,560.26	9,019.51	8,131	9,251	5,077	4,174	9,251	10,196	945
01-20-5020 Workers' Compensation	354.00	354.00	354.00	354.00	404.00	364	404	-	404	404	444	40
01-20-5030 Utilities	-	-	-	-	-	-	-	-	-	-	-	-
01-20-5040 Office/Printing	4,903.29	2,322.77	2,255.54	2,256.15	2,687.77	2,885	2,800	1,302	1,498	2,800	2,800	-
01-20-5041 IT Support	112.50	2,667.50	6,748.34	9,282.87	12,211.10	6,204	4,500	4,606	(106)	4,500	4,500	-
01-20-5045 Office Equip/Software	-	185.38	40.30	-	-	45	100	-	100	100	100	-
01-20-5069 Cell Phone/Radio Maint	-	559.09	1,196.74	1,433.04	1,361.85	910	1,350	378	972	1,350	1,350	-
01-20-5070 Miscellaneous	21,521.73	16,935.65	175.33	33.33	200.00	7,773	100	200	(100)	100	100	-
01-20-5074 Training/Prof Meetings	675.22	648.73	1,367.01	1,745.66	1,631.90	1,213	2,000	2,356	(356)	2,000	2,000	-
01-20-5088 Collection Fees	39,215.40	33,484.19	37,672.62	23,799.86	28,414.75	32,517	-	-	-	-	-	-
01-20-5095 Magistrate Fees	75.00	375.00	325.00	300.00	700.00	355	1,000	300	700	1,000	1,000	-
01-20-5125 Judge/Prosecutor Salary	27,225.00	33,240.72	32,455.19	54,837.48	48,469.50	39,246	50,000	25,742	24,258	50,000	50,000	-
01-20-5127 Court Tax	439,308.33	381,466.39	299,175.38	397,194.99	355,046.62	374,438	-	-	-	-	-	-
01-20-5128 Warrant Execution	170,947.20	153,760.00	153,613.00	180,410.00	174,000.00	166,546	150,000	97,750	52,250	150,000	150,000	-
01-20-5168 Refunds/Overpayments	54.10	121.16	241.00	-	-	83	-	-	-	-	-	-
<b>Total Municipal Court Expenditures</b>	<b>783,492.76</b>	<b>706,426.75</b>	<b>621,517.88</b>	<b>766,864.45</b>	<b>726,759.47</b>		<b>318,375</b>	<b>189,954</b>	<b>318,375</b>	<b>318,375</b>	<b>321,928</b>	



## ***Police Department***

### ***Mission Statement***

*It is the mission of the Castle Hills Police Department to provide our residents, local businesses, and visitors of the city the utmost and professional service; while preventing crime, preserving the peace, and protecting life and liberty. We accomplish this by delivering quality police services and enforcing laws with equity and impartiality, which is consistent with the freedoms secured by the Constitution. In meeting this objective, we demand of ourselves the highest professional standards and dedication to our core values.*

### ***Vision Statement***

*It is the vision of the Castle Hills Police Department to become the model organization of the law enforcement profession through an uncompromising dedication to public service and continuous improvement in hiring, training, physical readiness, technology and law enforcement techniques.*

### ***Core Values***

***Respect*** - We value the rights of all people and promote mutual trust in our community

***Organizational Excellence*** - We value our employees and strive for personal and professional excellence through training and teamwork in an open and innovative environment.

***Leadership*** - We empower and motivate our employees to lead through continuous improvement, creative problem solving and proactive thinking.

***Integrity*** - We value honor and truthfulness and hold ourselves to the highest standards of moral and ethical conduct.

***Diversity*** - We respect and value all members of the Department and community.

City of Castle Hills

Police Department Expenditures

	Audited 12/31/2014	Audited 12/31/2015	Audited 12/31/2016	Audited 12/31/2017	Audited 12/31/2018	5 Year Average	2019 Council Adopted Budget	Un-Audited YTD -July 31 2019	Budget Remaining	2019 Projected Ending	2020 City Manager Proposed Budget	Change
Police Department Expenditures												
01-30-5001 Salaries-Full Time	1,305,880.52	1,351,190.35	1,410,873.44	1,513,130.12	1,520,752.16	1,420,365	1,659,410	907,325	752,085	1,659,410	1,701,198	41,788
01-30-5002 S.T.E.P. Overtime	65,397.33	55,802.79	58,316.16	68,371.01	65,614.93	62,700	60,000	51,562	8,438	60,000	60,000	-
01-30-5003 Salaries-Part Time	15,289.05	3,828.64	4,906.18	9,716.08	4,017.45	7,551	10,200	3,311	6,889	10,200	10,200	-
01-30-5004 Reimbursed Salary		-	(46,965.29)	(53,239.39)	(35,797.20)	(27,200)	(40,824)	-	(40,824)	(40,824)	(40,824)	-
01-30-5005 Longevity Pay	815.00	871.00	1,055.00	1,210.00	1,190.00	1,020	1,632	645	987	1,632	1,296	(336)
01-30-5006 Comp Time/Overtime	19,037.00	36,211.86	35,362.72	31,232.32	38,399.45	32,049	35,000	29,336	5,664	35,000	35,000	-
01-30-5010 FICA	84,198.12	91,111.73	95,468.57	99,330.01	98,460.52	93,714	109,507	60,341	49,166	109,507	112,077	2,570
01-30-5012 Medicare	18,995.20	20,657.27	22,327.44	23,230.53	23,026.84	21,647	25,611	14,112	11,499	25,611	26,181	570
01-30-5015 Employee Insurance	145,554.42	101,608.67	128,055.08	110,541.19	125,660.70	122,284	153,367	79,926	73,441	153,367	167,843	14,476
01-30-5018 TMRS-Employee Retirement	180,298.04	195,208.28	192,267.60	190,994.23	189,764.53	189,707	204,707	115,125	89,582	204,707	226,602	21,895
01-30-5020 Workers' Compensation	28,856.00	28,856.00	28,868.00	28,856.00	28,906.00	28,868	28,906	-	28,906	28,906	28,906	-
01-30-5030 Utilities	28,113.99	26,300.10	25,503.32	22,992.63	30,182.35	26,618	25,500	17,310	8,190	25,500	25,500	-
01-30-5035 Gas, Oil & Tires	61,599.51	49,802.87	40,851.05	52,554.04	53,310.90	51,624	52,000	25,293	26,707	52,000	52,000	-
01-30-5040 Office/Printing	3,514.60	4,986.09	3,396.88	3,629.07	2,516.10	3,609	5,300	1,472	3,828	5,300	5,300	-
01-30-5041 IT Support	-	10,034.78	10,398.98	11,885.15	10,888.59	8,642	11,000	14,626	(3,626)	11,000	11,000	-
01-30-5045 Office Equip/Software	-	-	-	-	-	-	-	-	-	-	-	-
01-30-5048 Subscriptions & Dues	760.00	879.00	1,450.00	428.00	360.00	775	800	195	605	800	800	-
01-30-5065 Bldg Maint/Supplies	7,441.27	8,221.54	6,024.25	16,962.64	6,620.64	9,054	7,650	3,385	4,265	7,650	7,650	-
01-30-5068 Maint-Equipment	13,742.80	12,765.94	8,476.01	12,331.02	16,616.71	12,786	14,000	9,580	4,420	14,000	14,000	-
01-30-5069 Cell Phone/Radio Maint	20,783.39	23,930.71	25,833.72	27,562.45	23,806.29	24,383	29,500	24,188	5,312	29,500	29,500	-
01-30-5070 Miscellaneous	945.87	964.19	2,197.59	2,748.53	525.56	1,476	900	217	683	900	900	-
01-30-5074 Training/Prof Meetings	16,913.68	14,497.66	12,192.27	16,553.19	21,119.33	16,255	20,000	12,779	7,222	20,000	20,000	-
01-30-5076 Medical	8,430.98	9,647.99	15,584.13	16,943.84	16,371.52	13,396	12,500	8,117	4,383	12,500	12,500	-
01-30-5079 Equipment Purchase	12,534.63	15,805.27	14,732.28	6,635.87	14,077.34	12,757	15,000	6,287	8,713	15,000	15,000	-
01-30-5080 Uniforms	13,800.11	17,599.20	19,208.85	15,928.35	23,876.38	18,083	24,000	13,927	10,073	24,000	24,000	-
01-30-5085 Equipment Leases	5,030.17	6,029.76	6,819.46	6,910.24	6,918.88	6,342	6,700	2,552	4,148	6,700	6,700	-
01-30-5095 Magistrate Fees	-	-	-	-	-	-	5,000	-	5,000	5,000	5,000	-
01-30-5097 Insurance Claims	2,705.04	1,936.63	1,562.50	23,945.09	-	5,102	-	-	-	-	-	-
01-30-5240 CID	4,000.00	6,000.00	2,661.01	2,242.45	3,247.68	2,559	2,500	1,148	1,352	2,500	2,500	-
01-30-5245 Transfer for Tech Upgrades	-	-	8,000.00	8,000.00	8,000.00	6,800	8,000	4,000	4,000	8,000	8,000	-
<b>Total Police Department Expenditures</b>	<b>2,064,636.72</b>	<b>2,094,748.32</b>	<b>2,135,427.20</b>	<b>2,271,624.66</b>	<b>2,298,393.65</b>		<b>2,487,866</b>	<b>1,406,761</b>		<b>2,487,866</b>	<b>2,568,829</b>	



## ***Fire Department***

### ***Mission Statement***

*Our mission at Castle Hills Fire Department is to provide the highest level in rescue, fire suppression, and emergency services; to ensure the safety of our residents, community, and guests.*

### ***Vision Statement***

*We strive to continue our training, and wellness to better serve the residents, and those we come in contact with. It is our goal to actively participate in our community, serve as role models, and to educate the public. To work effectively to provide service deemed excellent by our residents.*

### ***Core Values***

- *Integrity*
- *Leadership*
- *Discipline*
- *Honor*

City of Castle Hills

Fire Department Expenditures

	Audited 12/31/2014	Audited 12/31/2015	Audited 12/31/2016	Audited 12/31/2017	Audited 12/31/2018	5 Year Average	2019 Council Adopted Budget	Un-Audited YTD - July 31 2019	Budget Remaining	2019 Projected Ending	2020 City Manager Proposed Budget	Change
01-40-5001 Salaries-Full Time	990,020.82	1,029,830.86	1,064,946.51	1,148,974.18	1,091,682.80	1,085,091	1,159,214	592,489	566,725	1,159,214	1,197,002	37,788
01-40-5002 Retainer Overtime	31,510.73	37,287.13	39,676.71	72,720.70	33,417.73	42,923	35,000	40,272	(5,272)	35,000	50,000	15,000
01-40-5003 Salaries-Part Time	-	-	-	-	-	-	-	15,450	(15,450)	-	-	-
01-40-5005 Longevity Pay	6,243.00	6,718.00	6,538.00	5,645.00	4,648.00	5,958	3,768	2,172	1,596	3,768	3,840	72
01-40-5010 FICA	61,394.33	66,416.46	69,485.17	74,541.19	69,404.72	68,248	74,275	38,001	36,274	74,275	77,552	3,277
01-40-5012 Medicare	14,358.41	15,135.55	16,250.30	16,930.71	16,231.70	15,781	17,371	8,888	8,483	17,371	18,137	766
01-40-5015 Employee Insurance	111,848.32	81,830.12	95,235.23	79,778.50	94,558.26	92,650	109,455	55,827	53,628	109,455	119,790	10,335
01-40-5018 TMRS-Employee Retirement	132,203.20	144,214.40	141,932.10	141,187.01	134,501.83	138,808	138,846	73,667	65,179	138,846	156,981	18,135
01-40-5020 Workers' Compensation	19,602.00	19,602.00	19,602.00	19,602.00	19,602.00	19,602	19,602	-	19,602	19,602	19,602	-
01-40-5030 Utilities	14,671.85	15,295.74	11,944.06	14,501.79	15,476.34	14,378	15,000	6,759	8,241	15,000	15,000	-
01-40-5035 Gas, Oil & Tires	13,486.95	10,383.01	9,612.09	9,443.21	13,441.91	11,273	11,000	10,221	779	11,000	13,000	2,000
01-40-5038 EMS Fees - Acadian	69,999.96	69,999.96	69,999.96	75,833.29	69,999.96	71,167	73,500	41,523	31,977	73,500	73,500	-
01-40-5040 Office/Printing	1,120.94	1,257.59	1,175.42	885.97	1,217.69	1,132	1,500	1,101	399	1,500	1,300	(200)
01-40-5041 IT Support	215.00	2,561.96	2,539.01	2,592.51	4,316.54	2,445	5,000	2,312	2,688	5,000	4,500	(500)
01-40-5045 Office Equip/Software	-	467.50	1,201.59	-	-	334	500	238	263	500	500	-
01-40-5065 Bldg Maint/Supplies	4,944.44	5,059.64	4,330.85	6,359.65	5,043.68	5,148	5,500	6,027	(527)	5,500	6,500	1,000
01-40-5068 Maint-Equipment	12,214.65	15,194.73	18,828.53	22,234.91	20,436.33	17,782	20,000	11,848	8,152	20,000	21,000	1,000
01-40-5069 Cell Phone/Radio Maint	5,624.05	4,449.86	4,532.09	3,867.73	3,427.62	4,380	6,500	2,419	4,081	6,500	6,500	-
01-40-5074 Training/Prof Meetings	6,490.31	8,085.28	8,855.47	7,797.94	13,136.21	8,873	15,000	5,318	9,682	15,000	15,000	-
01-40-5076 Medical	165.00	511.17	184.56	308.33	480.68	330	450	150	300	450	450	-
01-40-5080 Uniforms	10,333.16	9,544.61	9,713.30	9,857.86	11,836.46	10,257	13,000	5,954	7,046	13,000	12,500	(500)
01-40-5084 EMT Supplies	2,010.02	1,677.13	2,095.11	3,124.95	2,240.49	2,230	2,500	1,529	971	2,500	2,500	-
01-40-5087 Insurance Claims	-	-	-	-	24,200.43	4,840	-	-	(488)	-	-	-
01-40-5085 Equipment Leases	-	-	-	109.58	-	22	-	488	600	-	1,200	-
01-40-5245 Transfer for Tech Upgrades	600.00	900.00	1,200.00	1,200.00	1,200.00	1,020	1,200	600	-	1,200	1,200	-
<b>Total Fire Department Expenditures</b>	<b>1,509,057.14</b>	<b>1,546,422.70</b>	<b>1,599,878.06</b>	<b>1,717,497.01</b>	<b>1,650,501.38</b>		<b>1,728,181</b>	<b>923,251</b>		<b>1,728,181</b>	<b>1,816,354</b>	





## ***Public Works Department***

### ***Mission Statement***

*Our mission at Castle Hills Municipal Court is to efficiently, accurately, and professionally handle and process City ordinance violations; to create and sustain customer-oriented quality service that provides maximum access to the court and promotes public confidence in the court system*

### ***Vision Statement***

*To create a public services environment where employees feel appreciated, respected and have embraced whole core values and confidence in using them to make decisions. All people engaged in the Public Works Department communicate pride in their work. We continue to conquer all challenges, build the confidence of all residents while demanding the best of ourselves.*

### ***Core Values***

- *Safety – We actively pursue the prevention of undue harm, risk, injury, or damage that could result from the activity of the public works department processes and services.*
- *Courteous Service – We will respond to all members of the community in a timely, polite, and respectful manor.*
- *Integrity – We actively apply and uphold the Public Works Departments core values to meet City ordinances.*
- *Excellence – We deliver first-class customer service with accuracy and efficiency.*

City of Castle Hills

Streets Department Expenditures

	Audited 12/31/2014	Audited 12/31/2015	Audited 12/31/2016	Audited 12/31/2017	Audited 12/31/2018	5 Year Average	2019 Council Adopted Budget	Un-Audited YTD -July 31 2019	Budget Remaining	2019 Projected Ending	2020 City Manager Proposed Budget	Change
01-50-5001 Salaries-Full Time	126,721.47	163,064.56	178,466.91	150,049.88	136,905.23	151,042	116,418	46,412	70,006	116,418	118,731	2,313
01-50-5002 Overtime	1,720.34	3,406.06	1,487.46	12,579.57	3,501.50	4,539	6,000	3,776	2,224	6,000	6,000	-
01-50-5003 Salaries-Part Time/ Seasonal	15,894.96	16,977.03	18,713.90	17,576.00	16,823.80	17,197	18,286	4,512	13,774	18,286	18,657	371
01-50-5005 Longevity Pay	488.00	691.00	811.00	766.00	786.00	708	864	375	489	864	648	(216)
01-50-5006 Comp Time/Overtime	-	-	142.50	772.51	86.68	200	-	233	(233)	-	-	-
01-50-5010 FICA	8,346.08	12,412.52	12,353.02	11,152.01	10,081.02	10,869	8,777	3,622	5,155	8,777	8,930	153
01-50-5012 Medicare	1,335.93	1,925.71	1,883.68	1,564.88	2,357.43	1,814	2,053	847	1,206	2,053	2,089	36
01-50-5015 Employee Insurance	16,976.96	17,332.64	16,282.14	11,047.61	9,527.37	14,233	5,602	1,095	4,507	5,602	6,127	525
01-50-5018 TMRS-Employee Retirement	16,636.74	27,777.57	25,695.94	21,636.70	19,434.79	22,236	16,408	6,825	9,584	16,408	18,076	1,668
01-50-5020 Workers' Compensation	3,187.00	3,187.00	3,187.00	3,187.00	3,187.00	3,187	3,187	-	3,187	3,187	3,187	-
01-50-5030 Utilities	9,174.75	7,331.52	8,161.40	9,637.21	10,971.09	9,055	9,000	5,042	3,958	9,000	9,000	-
01-50-5035 Gas, Oil & Tires	11,018.36	6,613.67	8,086.46	6,775.32	9,699.61	8,439	12,350	4,894	7,456	12,350	12,350	-
01-50-5040 Office/Printing	795.04	1,131.74	765.14	800.54	1,175.63	934	1,250	450	800	1,250	1,250	-
01-50-5041 IT Support	-	2,350.34	1,587.23	2,144.43	3,154.88	1,847	2,000	1,208	792	2,000	2,000	-
01-50-5065 Bldg Maint/Supplies	7,716.07	7,450.02	6,709.22	7,314.59	5,199.21	762	1,000	655	345	1,000	1,000	-
01-50-5068 Maint-Equipment	515.05	968.06	955.90	912.05	975.39	687	7,000	7,016	(16)	7,000	7,000	-
01-50-5070 Miscellaneous	23,492.19	37,372.12	62,661.22	73,804.07	63,609.42	52,188	65,000	31,709	33,291	65,000	65,000	-
01-50-5071 Street Lights	2,163.99	1,224.01	2,098.96	3,043.10	2,340.98	2,174	2,500	3,999	(1,499)	2,500	4,000	1,500
01-50-5073 Street Signs	205.00	261.00	558.00	741.00	390.00	431	1,500	20	1,480	1,500	1,500	-
01-50-5074 Training/Prof Meetings	337.00	76.50	33.34	117.04	-	113	500	-	500	500	500	-
01-50-5076 Medical	-	-	14,328.00	-	-	2,866	-	-	-	-	-	-
01-50-5077 Lawn Maintenance	-	250.95	710.54	699.76	-	332	800	-	800	800	800	-
01-50-5078 Safety Supplies	1,845.68	1,317.96	1,774.26	2,291.78	1,464.18	1,739	2,500	786	1,714	2,500	2,500	-
01-50-5080 Uniforms	-	-	-	-	-	-	-	-	-	-	-	-
01-50-5085 Equipment Leases	3,211.91	1,664.30	1,407.37	2,921.94	2,807.98	2,403	2,500	1,636	864	2,500	2,500	-
01-50-5090 Animal Control	200.00	300.00	400.00	400.00	400.00	340	400	200	200	400	400	-
01-50-5245 Transfer for Tech Upgrades	1,799.01	2,480.96	2,776.00	3,568.08	4,140.24	2,953	3,500	3,526	(26)	3,500	3,500	-
01-50-6517 Kennel Care	-	-	-	-	-	-	1,000	-	1,000	1,000	1,000	-
01-50-8530 Commons	-	-	-	-	-	-	2,000	-	2,000	2,000	2,000	-
01-50-8535 Christmas Decorations	118.48	504.29	779.40	1,172.34	510.31	617	2,000	-	2,000	2,000	2,000	-
01-50-9052 Street Maint. Minor & Infrastructure	-	-	83,143.29	16,479.72	10,147.37	21,954	50,000	56,532	(6,532)	50,000	85,000	35,000
01-50-9053 Street Maint. (Prior Council Approval)	-	-	-	1,974.52	71,661.39	14,727	-	-	-	-	-	-
<b>Total Streets Department Expenditures</b>	<b>253,900.01</b>	<b>318,654.90</b>	<b>456,660.26</b>	<b>365,829.65</b>	<b>392,045.59</b>	-	<b>343,095</b>	<b>185,370</b>	-	<b>343,095</b>	<b>384,445</b>	-

City of Castle Hills

Sanitation Department Expenditures

	Audited 12/31/2014	Audited 12/31/2015	Audited 12/31/2016	Audited 12/31/2017	Audited 12/31/2018	5 Year Average	2019 Council Adopted Budget	Un-Audited YTD -July 31 2019	Budget Remaining	2019 Projected Ending	2020 City Manager Proposed Budget	Change
01-60-5001 Salaries-Full Time	139,293.95	142,901.56	146,273.03	203,267.42	199,150.08	166,177	220,496	106,514	113,982	220,496	224,970	4,474
01-60-5002 Overtime	763.68	1,697.79	2,223.54	2,146.45	-	1,366	-	-	-	-	-	-
01-60-5003 Salaries-Part Time/ Seasonal	-	-	-	-	-	-	-	-	-	-	-	-
01-60-5005 Longevity Pay	548.00	626.00	720.00	890.00	939.00	745	1,032	583	449	1,032	1,128	96
01-60-5010 FICA	8,713.60	7,689.99	9,370.86	12,325.79	11,792.05	9,978	13,735	6,350	7,385	13,735	14,018	283
01-60-5012 Medicare	2,037.75	1,752.46	2,191.65	2,882.63	2,757.81	2,324	3,212	1,485	1,727	3,212	3,278	66
01-60-5015 Employee Insurance	21,468.06	16,201.25	21,855.65	23,413.91	25,864.53	21,961	32,837	14,774	18,063	32,837	35,937	3,100
01-60-5018 TWRS-Employee Retirement	18,678.05	16,609.43	19,137.23	24,140.52	23,394.57	20,392	25,675	12,424	13,251	25,675	28,375	2,700
01-60-5020 Workers' Compensation	3,996.00	3,996.00	3,996.00	3,996.00	3,996.00	3,996	3,996	-	3,996	3,996	3,996	-
01-60-5024 Recycle Fees	-	-	2,014.97	2,485.01	936.84	1,087	2,000	3,268	(1,268)	2,000	2,000	-
01-60-5026 Landfill Fees	77,931.18	72,448.04	94,228.31	101,354.75	115,720.87	92,337	120,000	68,606	51,394	120,000	120,000	-
01-60-5035 Gas, Oil & Tires	32,302.50	25,081.67	17,967.00	22,905.33	27,694.36	25,190	36,000	11,003	24,997	36,000	36,000	-
01-60-5065 Bldg Maint/Supplies	-	4,354.07	4,819.94	2,509.90	4,204.33	3,178	6,750	6,290	460	6,750	6,750	-
01-60-5068 Maint-Equipment	15,530.45	21,030.64	22,975.41	24,882.74	21,664.60	21,217	29,000	25,003	3,997	29,000	29,000	-
01-60-5069 Cell Phone/Radio Maint	-	823.71	660.27	716.51	550.37	550	750	280	470	750	750	-
01-60-5070 Miscellaneous	6,710.90	532.80	1,188.75	1,825.01	651.03	2,182	1,200	599	601	1,200	1,200	-
01-60-5076 Medical	-	268.35	291.34	660.34	216.60	287	800	218	582	800	800	-
01-60-5078 Safety Supplies	412.02	190.72	-	-	35.83	128	700	-	700	700	700	-
01-60-5080 Uniforms	2,060.53	2,683.87	2,611.79	2,694.04	2,682.80	2,547	3,700	962	2,738	3,700	3,700	-
01-60-5096 Insect Control	3,675.00	2,682.52	1,629.54	1,570.00	3,435.00	2,598	3,500	2,030	1,470	3,500	3,500	-
<b>Total Sanitation Department Expenditures</b>	<b>334,121.67</b>	<b>321,570.87</b>	<b>354,155.28</b>	<b>434,666.35</b>	<b>446,686.67</b>	-	<b>505,383</b>	<b>260,388</b>	<b>505,383</b>	<b>505,383</b>	<b>516,102</b>	<b>-</b>

# GENERAL FUND CAPITAL -01

	2019				5 Year Average	2019		Un-Audited YTD -July 31 2019	2020		Change
	Audited 12/31/2014	Audited 12/31/2015	Audited 12/31/2016	Audited 12/31/2017		Audited 12/31/2018	Council Adopted Budget		Budget Remaining	Projected Ending	
City of Castle Hills											
Other Payroll Expenditures											
01-70-6518 Vacation/Comp Liability	-	-	-	-	-	-	10,000	5,577	4,423	10,000	-
01-70-6520 TWC-Unemployment	-	-	-	-	-	-	-	7,605	(7,605)	-	-
Total Other Payroll Expenditures	-	-	-	-	-	-	10,000	13,182		10,000	
Capital Expenses Expenditures											
01-80-8000 Capital Purchases	-	-	-	-	-	-	-	-	-	-	-
01-80-8005 Monument Entrance Signs	-	-	-	-	-	-	-	-	-	-	-
01-80-8010 Admin Equip Purchase	-	-	-	-	5,000.00	1,000	5,000	10,650	(5,650)	5,000	-
01-80-8020 City Hall Improvements	7,557.50	9,750.00	3,975.00	-	24,158.00	9,088	-	-	-	-	-
01-80-8024 Fire - Future (Radios)	-	-	-	-	-	-	30,000	15,000	15,000	30,000	30,000
01-80-8025 Fire - Future Vehicle	50,000.00	50,000.00	50,000.00	50,000.00	50,000.00	50,000	-	-	-	-	25,000
01-80-8026 Fire - Future Rescue Trk	10,000.00	10,000.00	10,000.00	10,000.00	10,000.00	10,000	10,000	5,000	5,000	10,000	-
01-80-8027 Fire-Pumper Truck Purchase	-	-	-	-	-	-	-	-	-	-	-
01-80-8035 Pub Works - Future Vehicle	40,000.00	40,000.00	40,000.00	40,000.00	50,000.00	42,000	50,000	25,000	25,000	50,000	-
01-80-8310 Fire (Equipment)	24,280.12	11,567.25	8,497.52	1,061,822.43	14,377.70	224,109	13,000	7,487	5,513	13,000	-
01-80-8320 Fire (Bldg Related)	4,493.00	7,249.85	5,157.66	24,704.76	16,650.00	11,651	7,000	1,771	5,229	7,000	-
01-80-8324 Fire ( Firefighter Gear)	-	-	-	-	-	-	16,800	15,996	804	16,800	-
01-80-8325 Fire - Future SCBA	-	-	80,000.00	-	5,000.00	17,000	5,000	2,500	2,500	5,000	-
01-80-8330 Fire Truck - Principal Payment	-	-	-	-	72,248.00	14,450	74,257	-	74,257	74,257	2,064
01-80-8332 Fire Truck - Interest payment	-	-	-	-	15,287.90	3,058	13,279	-	13,279	13,279	(2,064)
01-80-8410 Street (Bldg & Equip)	914.63	2,828.99	3,449.98	29,885.11	1,128.00	7,641	3,000	4,210	(1,210)	3,000	-
01-80-8510 Sanitation (Equipment)	791.15	912.98	-	-	-	341	-	-	-	-	-
01-80-9042 Transfer to Supplemental Street Fund	-	-	-	-	-	-	485,980	-	485,980	485,980	(239,387)
Total Capital Expenses Expenditures	138,036.40	132,309.07	201,080.16	1,216,412.30	263,849.60	-	713,316	87,614		713,316	528,929
Total General Fund Expenditures	(6,219,454.66)	(6,137,204.75)	(6,499,520.03)	(7,704,368.49)	(6,836,133.37)	-	(6,975,027)	(3,522,700)		(6,975,027)	(7,182,882)

**General Fund Excess/(Loss) of Revenue  
Over Expenditures**

109,800.69	278,177.55	400,664.44	(66,543.73)	474,966	-	1,001,332.45	-	0
------------	------------	------------	-------------	---------	---	--------------	---	---

# Street and Drainage Funds

08 – Street Maintenance Sales Tax Fund

10 – Drainage Utility Fund

22 – Supplemental Street & Drainage Maintenance Fund



## 08 - Street Maintenance Sales Tax Fund

*Sales tax revenues of one-fourth of one percent used only to maintain and repair municipal streets that existed on the date of the election to adopt the tax. It may not be used to build new streets. This tax expires every four years after it takes effect, voters must vote to continue the collection. This fund also includes 20% of the yearly payments received from digital billboard rentals.*

	2019 ADOPTED BUDGET	2019 PROJECTED ENDING	2020 CITY MANAGER PROPOSED	CHANGE
BEGINNING FUND BALANCE	<u>\$ 781,033</u>	<u>\$ 781,033</u>	<u>\$ 1,103,128</u>	
REVENUE TOTAL	\$ 294,250	\$ 348,250	\$ 337,340	\$ 43,090
EXPENSE TOTAL	\$ -	\$ 26,155	\$ 1,110,770	\$ 1,110,770
ENDING FUND BALANCE	<u>\$ 1,075,283</u>	<u>\$ 1,103,128</u>	<u>\$ 329,698</u>	

### EXPENSES

General Engineering \$10,000

### CAPITAL

No requests

### FUTURE POSSIBLE PROJECTS

- Possible Street Maintenance/Seal Coat Projects \$400,000
- Banyan/Glentower-Street and Drainage (Project Watershed III)  
Transfer funds to 22-Supplemental Street & Drainage Fund. \$700,770

City of Castle Hills	Audited 12/31/2014	Audited 12/31/2015	Audited 12/31/2016	Audited 12/31/2017	Audited 12/31/2018	5 Year Average	2019 Annual Budget	July 31, 2019 Un-Audited YTD	2019 Projected Ending	2020 City Manager Proposed Budget	Change
<b>Street Maintenance Tax Fund (08)</b>											
<b>BEGINNING FUND BALANCE</b>	653,352	578,741	277,386	446,055	517,232		781,033	781,033	781,033	1,103,128	
08-00-8604 Sales Tax Revenue	240,637	252,625	261,090	258,320	267,079	255,950	256,250	159,588	256,250	275,000	18,750
08-00-8607 Digital Billboards	-	38,000	38,000	38,000	38,000	30,400	38,000	73,000	92,000	62,340	24,340
	<u>240,637</u>	<u>290,625</u>	<u>299,090</u>	<u>296,320</u>	<u>305,079</u>	<u>286,350</u>	<u>294,250</u>	<u>232,588</u>	<u>348,250</u>	<u>337,340</u>	
08-00-9010 Operations & Maintenance	-	-	-	-	-	-	-	-	-	-	-
08-00-9050 Street Repair (Major)	299,213	500,295	20,794	-	-	164,060	-	-	-	-	-
08-00-9052 Street Maintenance (Minor)	13,372	10,222	10,281	12,812	1,050	9,547	-	4,879	-	-	-
Transfer to Fund 22 (Street and Drainage)										700,770	
Transfer to Fund 10 (Drainage)											
08-00-9055 Engineering	2,663	81,464	99,346	212,331	40,228	87,206	-	11,282	-	10,000	10,000
Mill and Overlay at Roundup and Adobe											
08-00-9062 Seal Coat Bids	-	-	-	-	-	-	-	16,572	26,155	400,000	400,000
	<u>315,248</u>	<u>591,980</u>	<u>130,421</u>	<u>225,143</u>	<u>41,278</u>		<u>-</u>	<u>32,733</u>	<u>26,155</u>	<u>1,110,770</u>	
<b>Excess Revenue/(Loss)</b>	(74,611.00)	(301,354.84)	168,669.03	71,176.73	263,800.99		294,250	199,855	322,095	(773,430)	
<b>ENDING FUND BALANCE</b>	578,741	277,386	446,055	517,232	781,033		1,075,283	980,889	1,103,128	329,698	

## 10- DRAINAGE UTILITY FUND

*The fees included in the drainage fund comprise of stormwater fees assessed on one-time new commercial development and monthly charges on commercial businesses based on impervious surfaces. This fund also includes revenue received from two digital billboard rentals located on City property. The rental fees are split 80% to this fund and 20% to the Street Maintenance Sales Tax Fund. These revenues shall be used for the purposes of stormwater management, administration, studies, engineering, construction, reconstruction, and customary charges associated with the operation of the fund.*

	2019 ADOPTED BUDGET	2019 PROJECTED ENDING	2020 CITY MANAGER PROPOSED	CHANGE
BEGINNING FUND BALANCE	<u>\$ 884,957</u>	<u>\$ 884,957</u>	<u>\$ 1,208,558</u>	
REVENUE TOTAL	\$ 302,000	\$ 508,000	\$ 389,360	\$ 87,360
EXPENSE TOTAL	\$ 7,994	\$ 184,399	\$ 817,389	\$ 809,395
ENDING FUND BALANCE	<u>\$ 1,178,963</u>	<u>\$ 1,208,558</u>	<u>\$ 780,529</u>	

### EXPENSES

No requests

### CAPITAL

No requests

### FUTURE POSSIBLE PROJECTS

- Banyan/Glentower-Street and Drainage (Project Watershed III)  
Transfer funds to 22-Supplmental Street & Drainage Fund. \$807,389

City of Castle Hills	July 31, 2019					2019 Projected Ending	2020 City Manager Proposed Budget	Change		
	Audited 12/31/2014	Audited 12/31/2015	Audited 12/31/2016	Audited 12/31/2017	Audited 12/31/2018				5 Year Average	2019 Annual Budget
Drainage Utility Fund (10)										
BEGINNING FUND BALANCE										
10-00-4045 Stormwater Permit Fee	331	41,931	23,920	10,506	4,332	16,204	15,000	249	5,000	(10,000)
10-00-8604 Revenue-Stormwater Billing	132,693	129,544	131,364	127,784	137,065	131,690	135,000	80,551	135,000	-
Transfer In Fund 08 (Street Maint Tax)	-	-	-	-	-	-	-	-	-	-
10-00-8607 Digital Billboards	-	152,000	152,000	152,000	152,000	121,600	152,000	292,000	368,000	97,360
	133,024	323,475	307,284	290,290	293,397		302,000	372,800	508,000	
10-00-5001 Salaries-Full Time	14,030	-	-	-	-	2,806	-	-	-	-
10-00-5005 Longevity Pay	131	-	-	-	-	26	-	-	-	-
10-00-5010 FICA	878	-	-	-	-	176	-	-	-	-
10-00-5015 Employee Insurance	54	-	-	-	-	11	-	-	-	-
10-00-5018 TMRS-Employee Retirement	1,840	-	-	-	-	368	-	-	-	-
10-00-9005 Capital Expenses	40,271	28,299	-	-	-	13,714	-	-	-	-
10-00-9010 Operations & Maintenance	3,599	104,472	19,135	-	-	25,441	-	-	-	-
10-00-9030 Miscellaneous	100	100	100	502	100	180	-	-	-	-
10-00-9055 Engineering	58,132	106,057	89,201	60,790	6,716	64,179	-	9,744	15,000	10,000
Transfer to Fund 22 (Street and Drainage)										
10-00-9066 Watershed II Drain-Mimosa/Kramerl	-	-	-	-	-	71,707	-	71,707	132,181	-
10-00-9068 North Manton Lane Drainage	119,035	238,927	108,436	61,292	6,816		-	1,220	37,218	-
								82,671	184,399	
Excess Revenue/(Loss)	13,989	84,548	198,848	228,999	286,581		302,000	290,130	323,601	(428,029)
ENDING FUND BALANCE	85,982	170,530	369,378	598,377	884,957		1,186,957	1,175,087	1,208,558	780,529

## 22 - Supplemental Street & Drainage Maintenance Fund

*The City established the Supplemental Street & Drainage Fund in August of 2013 by Ordinance 1106 in order to supplement the street maintenance dollars derived from sales tax. The fund is maintained by transferring up to \$400,000 each year if available after the approval of the annual audit for any funds above a six (6) month backup operating reserves within the General Fund. These funds are obligated for street and drainage improvement projects to augment the street maintenance sales tax fund.*

	2019 ADOPTED BUDGET	2019 PROJECTED ENDING	2020 CITY MANAGER PROPOSED	CHANGE
BEGINNING FUND BALANCE	<u>\$ 1,035,602</u>	<u>\$ 1,035,602</u>	<u>\$ (43,299)</u>	
REVENUE TOTAL	\$ 417,918	\$ 661,134	\$ 1,754,752	\$ 1,336,834
EXPENSE TOTAL	\$ -	\$ 1,740,035	\$ 1,464,860	\$ 1,464,860
ENDING FUND BALANCE	<u>\$ 1,453,520</u>	<u>\$ (43,299)</u>	<u>\$ 246,593</u>	

### REVENUE

### EXPENSES

No requests

### CAPITAL

No requests

### FUTURE POSSIBLE PROJECTS

- Banyan/Glentower-Street and Drainage (Project Watershed III)  
Engineer's estimated cost for construction. \$1,464,860

City of Castle Hills	Audited 12/31/2014	Audited 12/31/2015	Audited 12/31/2016	Audited 12/31/2017	Audited 12/31/2018	5 Year Average	2019 Annual Budget	July 31, 2019 Un-Audited YTD	2019 Projected Ending	2020 City Manager Proposed Budget	Change
<b>Supplemental Street &amp; Drainage Maint. Fund (22)</b>											
<b>BEGINNING FUND BALANCE</b>	400,000	800,000	1,057,533	599,176	635,602		1,035,602	1,035,602	1,035,602	(43,299)	
22-00-4040 Insurance Claims/Refunds	-	-	-	-	-	-	-	78,613	78,613	246,593	246,593
22-00-8615 Transfer from Gen Fund	400,000	257,533	199,366	36,426	400,000	258,665	417,918	-	417,918	-	(417,918)
Transfer from Fund 08 (Street Tax)	-	-	-	-	-	-	-	-	164,603	700,770	
Transfer from Fund 10 (Drainage Utility Fund)	-	-	-	-	-	-	-	-	-	807,389	
22-00-8617 Transfer to Fund 23	400,000	257,533	199,366	36,426	400,000		417,918	78,613	661,134	1,754,752	
22-00-9005 Capital Expenses	-	-	-	-	-	-	-	-	-	-	-
22-00-9041 Transfer to Fund 23	-	-	657,723	-	-	131,545	-	-	-	-	-
22-00-9050 Street Repair (Major)	-	-	-	-	-	-	-	-	-	-	-
22-00-9052 Street Maintenance (Minor)	-	-	-	-	-	-	-	-	-	-	-
22-00-9060 Antler Project 2019	-	-	-	-	-	-	-	108,479	1,478,060	-	-
22-00-9063 Winston/Castle Intersection Repair	-	-	-	-	-	-	-	-	78,613	-	-
22-00-9065 Watershed III Drain (Banyan Dr. & Gle)	-	-	657,723	-	-	-	-	113,190	183,362	1,464,860	1,464,860
								221,670	1,740,035	1,464,860	
<b>Excess Revenue/(Loss)</b>	400,000	257,533	(458,357)	36,426	400,000		417,918	(143,057)	(1,078,900)	289,891.63	
<b>ENDING FUND BALANCE</b>	800,000	1,057,533	599,176	635,602	1,035,602		1,453,520	892,545	(43,299)	246,593	



# Capital Replacement Funds

09 – Contingency Fund Major Vehicle/Equipment Purchase

20 – Community Infrastructure Economic Development  
Program (CIED) Fund

21 – Workstation Upgrade Fund

## 09- Contingency Fund - Major Vehicle/Equipment Purchase

*The City established the Contingency Fund in 2004, and each budget year money is transferred to this fund from the General Fund as an account to be used to purchase Fire, Public Works, and Sanitation Vehicles and Equipment.*

	2019 ADOPTED BUDGET	2019 PROJECTED ENDING	2020 CITY MANAGER PROPOSED	CHANGE
BEGINNING FUND BALANCE	<u>\$ 251,949</u>	<u>\$ 251,949</u>	<u>\$ 226,949</u>	
REVENUE TOTAL	\$ 95,000	\$ 95,000	\$ 125,000	\$ 30,000
EXPENSE TOTAL	\$ 85,000	\$ 120,000	\$ 90,000	\$ 5,000
ENDING FUND BALANCE	<u>\$ 261,949</u>	<u>\$ 226,949</u>	<u>\$ 261,949</u>	

### EXPENSES

No requests

### CAPITAL

Replacement of Fire Department Radios

City of Castle Hills Contingency Fund - Major Purchases of Vehicles (09)										Change
	Audited 12/31/2014	Audited 12/31/2015	Audited 12/31/2016	Audited 12/31/2017	Audited 12/31/2018	2019 Annual Budget	July 31, 2019 Un-Audited YTD	2019 Projected Ending	2020 City Manager Proposed Budget	
BEGINNING FUND BALANCE										
Sale of Equipment	2,000	-	12,500	-	-	-	-	-	-	-
Fire - Future Vehicle	50,000	50,000	50,000	50,000	50,000	-	-	-	-	-
Fire - Future Rescue Truck	10,000	10,000	10,000	10,000	10,000	10,000	5,000	10,000	10,000	-
Fire - Future SCBA	-	-	-	-	5,000	5,000	2,500	5,000	5,000	-
Fire - Future Radios	-	-	-	-	-	30,000	15,000	30,000	60,000	30,000
Public Work - Future Vehicle Purchase	40,000	40,000	40,000	40,000	50,000	50,000	25,000	50,000	50,000	-
	<u>102,000</u>	<u>100,000</u>	<u>112,500</u>	<u>100,000</u>	<u>115,000</u>	<u>95,000</u>	<u>47,500</u>	<u>95,000</u>	<u>125,000</u>	
Expenditures	-	-	-	500,000	-	-	-	-	90,000	90,000
09-00-9305 Fire Department	26,361	-	127,922	-	-	85,000	-	120,000	-	(85,000)
09-00-9505 Public Works	<u>26,361</u>	<u>-</u>	<u>127,922</u>	<u>500,000</u>	<u>-</u>	<u>85,000</u>	<u>-</u>	<u>120,000</u>	<u>90,000</u>	
40 Excess Revenue/(Loss)	75,639	100,000	(15,422)	(400,000)	115,000	10,000	47,500	(25,000)	35,000	
ENDING FUND BALANCE										
Fire Dept - Vehicles	330,803	390,803	463,303	23,303	83,303	93,303		93,303	103,303	
Fire - Future Radios						30,000		30,000	-	
Fire - Future SCBA Purchase					5,000	10,000		10,000	15,000	
Public Works Total Running Balance	121,568	161,568	73,646	113,646	163,646	128,646		93,646	143,646	
	<u>452,371</u>	<u>552,371</u>	<u>536,949</u>	<u>136,949</u>	<u>251,949</u>	<u>261,949</u>		<u>226,949</u>	<u>261,949</u>	

## 20 - COMMUNITY INFRASTRUCTURE ECONOMIC DEVELOPMENT PROGRAM (CIED) FUND

*This fund received monies from the termination of the CPS Energy's Community Infrastructure Economic Development Program in 2012. The remaining funds can be utilized in a manner consistent with the purposes of the CIED Policy including, but not limited to, energy efficiency and conservation projects, overhead electrical line conversions, renewable distribution projects, upgraded street lighting, and economic development involving new facility construction.*

	2019 ADOPTED BUDGET	2019 PROJECTED ENDING	2020 CITY MANAGER PROPOSED	CHANGE
BEGINNING FUND BALANCE	\$ 482,351	\$ 482,351	\$ 432,351	
REVENUE TOTAL	\$ -	\$ -	\$ -	\$ -
EXPENSE TOTAL	\$ 50,000	\$ 50,000	\$ 30,000	\$ (20,000)
ENDING FUND BALANCE	\$ 432,351	\$ 432,351	\$ 402,351	

### EXPENSES

- Funds included for maintenace/improvements to the Municipal Building.

### Capital

No requests

### FUTURE POSSIBLE PROJECTS

- Municipal Facility Improvements – interior improvements to the building including new carpet, paint and visual improvements to the City Hall Chambers. Court office improvements.

City of Castle Hills

CPS CIED Fund (20)

	Audited 12/31/2014	Audited 12/31/2015	Audited 12/31/2016	Audited 12/31/2017	Audited 12/31/2018	5 Year Average	2019 Annual Budget	July 31, 2019 Un-Audited YTD	2019 Projected Ending	2020 City Manager Proposed Budget	Change
<b>BEGINNING FUND BALANCE</b>	<b>708,361</b>	<b>591,759</b>	<b>504,055</b>	<b>481,734</b>	<b>482,351</b>		<b>482,351</b>	<b>482,351</b>	<b>482,351</b>	<b>432,351</b>	
20-00-8604 Revenue This Year	146,970	-	21,455	616	-	33,808	-	-	-	-	-
	<u>146,970</u>	<u>-</u>	<u>21,455</u>	<u>616</u>	<u>-</u>		<u>-</u>	<u>-</u>	<u>-</u>	<u>-</u>	
20-00-9005 Capital Expenses	-	8,315	-	-	-	1,663	50,000	19,815	50,000	30,000	(20,000)
20-00-9006 Equipment Purchase	3,750	55,626	25,158	-	-	16,907	-	-	-	-	-
20-00-9015 IT Support	3,154	-	-	-	-	631	-	-	-	-	-
20-00-9016 IT Equipment	29,274	-	-	-	-	5,855	-	-	-	-	-
20-00-9027 Incode Software	1,448	-	-	-	-	290	-	-	-	-	-
20-00-9028 Rackspace	1,264	1,536	256	-	-	611	-	-	-	-	-
20-00-9030 Miscellaneous	3,767	22,227	18,362	-	-	8,871	-	-	-	-	-
20-00-9031 Community Room Renovation	27,450	-	-	-	-	5,490	-	-	-	-	-
20-00-9032 Cartegraph	193,464	-	-	-	-	38,693	-	-	-	-	-
20-00-9055 Engineering	-	-	-	-	-	-	-	-	-	-	-
	<u>263,572</u>	<u>87,704</u>	<u>43,776</u>	<u>-</u>	<u>-</u>		<u>50,000</u>	<u>19,815</u>	<u>50,000</u>	<u>30,000</u>	
<b>ENDING FUND BALANCE</b>	<b>591,759</b>	<b>504,055</b>	<b>481,734</b>	<b>482,351</b>	<b>482,351</b>		<b>432,351</b>	<b>462,536</b>	<b>432,351</b>	<b>402,351</b>	

## 21 - WORKSTATION UPGRADE FUND

*Funds are set aside from General Fund revenues through each department as an expense and recorded as transfer within this fund. The balance These funds are utilized to pay for the replacement or upgrade of IT equipment/system.*

	2019 ADOPTED BUDGET	2019 PROJECTED ENDING	2020 CITY MANAGER PROPOSED	CHANGE
BEGINNING FUND BALANCE	\$ 16,036	\$ 16,036	\$ 29,136	
REVENUE TOTAL	\$ 13,100	\$ 13,100	\$ 13,100	\$ -
EXPENSE TOTAL	\$ -	\$ -	\$ -	\$ -
ENDING FUND BALANCE	\$ 29,136	\$ 29,136	\$ 42,236	

### EXPENSES

No requests

### CAPITAL

No requests



City of Castle Hills		Audited 12/31/2014	Audited 12/31/2015	Audited 12/31/2016	Audited 12/31/2017	Audited 12/31/2018	5 Year Average	2019 Annual Budget	July 31, 2019 Un-Audited YTD	2019 Projected Ending	2020 City Manager Proposed Budget	Change
<b>Workstation Upgrade (21)</b>												
<b>BEGINNING FUND BALANCE</b>		-	6,550	13,044	26,144	2,936		16,036	16,036	16,036	29,136	
21-00-8615	Transfer from Gen Fund	6,550	9,825	13,100	13,100	13,100	11,135	13,100	6,550	13,100	13,100	-
		<u>6,550</u>	<u>9,825</u>	<u>13,100</u>	<u>13,100</u>	<u>13,100</u>		<u>13,100</u>	<u>6,550</u>	<u>13,100</u>	<u>13,100</u>	
21-00-9006	Equipment Purchase	-	3,331	-	36,308	-	7,928	-	-	-	-	-
		<u>-</u>	<u>3,331</u>	<u>-</u>	<u>36,308</u>	<u>-</u>		<u>-</u>	<u>-</u>	<u>-</u>	<u>-</u>	
<b>Excess Revenue/(Loss)</b>		6,550	6,494	13,100	(23,208)	13,100		13,100	6,550	13,100	13,100	
<b>ENDING FUND BALANCE</b>		6,550	13,044	26,144	2,936	16,036		29,136	22,586	29,136	42,236	

# Municipal Court and Police Funds

02 – Child Safety Fund

05 – Court Technology Fund

06– Court Security Fund

07 – Court Efficiency Fund

13 – State/Federal Forfeiture Funds

18 – Law Enforcement Officers Standards Education Funds  
(LEOSE)

## 02 - CHILD SAFETY FUND

*Funds are collected at the county level through a fee on vehicle registration and divided to municipalities based on population. The funds can be used for school crossing guard programs, programs designed to enhance child safety, health, or nutrition, including child abuse prevention and intervention and drug and alcohol abuse prevention. Expenses can include education materials, crossing guard expenses, signage, pavement markings, and improvements that increase safety of biking and walking students.*

	2019 ADOPTED BUDGET	2019 PROJECTED ENDING	2020 CITY MANAGER PROPOSED	CHANGE
BEGINNING FUND BALANCE	<u>\$ 64,130</u>	<u>\$ 64,130</u>	<u>\$ 70,130</u>	
REVENUE TOTAL	\$ 13,000	\$ 13,000	\$ 13,000	\$ -
EXPENSE TOTAL	\$ 7,000	\$ 7,000	\$ 7,000	\$ -
ENDING FUND BALANCE	<u>\$ 70,130</u>	<u>\$ 70,130</u>	<u>\$ 76,130</u>	

### EXPENSES

Community children programs  
Purchase education materials

### CAPITAL

No requests

City of Castle Hills		Audited 12/31/2014	Audited 12/31/2015	Audited 12/31/2016	Audited 12/31/2017	Audited 12/31/2018	5 Year Average	2019 Annual Budget	July 31, 2019 Un-Audited YTD	2019 Projected Ending	2020 City Manager Proposed Budget	Change
Child Safety Fund (02)												
BEGINNING FUND BALANCE		34,429	47,612	47,604	59,342	55,939		64,130	64,130	64,130	70,130	
02-00-8604	Revenue This Year	13,183	14,794	17,433	12,902	10,888	13,840	13,000	7,507	13,000	13,000.00	-
		13,183	14,794	17,433	12,902	10,888		13,000	7,507	13,000	13,000.00	
02-00-9024	Community Programs	-	-	5,695	7,455	2,156	3,061	6,000	-	6,000	6,000.00	-
02-00-9030	Miscellaneous	-	14,802	-	8,851	542	4,839	1,000	875	1,000	1,000.00	-
		-	14,802	5,695	16,305	2,697		7,000	875	7,000	7,000.00	
	Excess Revenue/(Loss)	13,183	(8)	11,738	(3,403)	8,191		6,000	6,632	6,000	6,000.00	
ENDING FUND BALANCE		47,612	47,604	59,342	55,939	64,130		70,130	70,762	70,130	76,130	

## 05 - COURT TECHNOLOGY FUND

*Court Technology fund is allowed by state statute through a municipal ordinance to collect a \$4 court fee on all convictions in Municipal Court. The funds can be used to purchase and maintain technological enhancements such as computer systems, software, imaging systems, electronic ticket writers, and docket management systems.*

	2019 ADOPTED BUDGET	2019 PROJECTED ENDING	2020 CITY MANAGER PROPOSED	CHANGE
BEGINNING FUND BALANCE	<u>\$ 36,960</u>	<u>\$ 36,960</u>	<u>\$ 35,960</u>	
REVENUE TOTAL	\$ 22,000	\$ 22,000	\$ 22,000	\$ -
EXPENSE TOTAL	\$ 19,500	\$ 23,000	\$ 29,800	\$ 10,300
ENDING FUND BALANCE	<u>\$ 39,460</u>	<u>\$ 35,960</u>	<u>\$ 28,160</u>	

### EXPENSES

Annual fees paid for Court software  
 Annual fees paid for Court imaging system  
 Annual fees paid for hand held ticket writers

### CAPITAL

No requests

City of Castle Hills

Municipal Court Technology (05)

	Audited 12/31/2014	Audited 12/31/2015	Audited 12/31/2016	Audited 12/31/2017	Audited 12/31/2018	5 Year Average	2019 Annual Budget	July 31, 2019 Un-Audited YTD	2019 Projected Ending	City Manager Proposed Budget	Change
<b>BEGINNING FUND BALANCE</b>	<b>27,813</b>	<b>24,184</b>	<b>31,635</b>	<b>37,865</b>	<b>37,359</b>		<b>36,960</b>	<b>36,960</b>	<b>36,960</b>	<b>35,960</b>	
05-00-8604 Revenue This Year	23,142	20,765	22,045	22,167	20,498	21,723	22,000	13,435	22,000	22,000	-
	<u>23,142</u>	<u>20,765</u>	<u>22,045</u>	<u>22,167</u>	<u>20,498</u>		<u>22,000</u>	<u>13,435</u>	<u>22,000</u>	<u>22,000</u>	
05-00-9006 Equipment Purchase	5,759	-	313	1,185	688	1,589	1,500	3,883	5,000	10,000	8,500
05-00-9008 Equipment Maintenance/Software	15,727	12,637	13,842	21,487	20,210	16,781	18,000	11,630	18,000	19,800	1,800
05-00-9026 Supplies	2,286	317	159	-	-	552	-	-	-	-	-
05-00-9030 Miscellaneous	3,000	360	1,500	-	-	972	-	-	-	-	-
	<u>26,772</u>	<u>13,313</u>	<u>15,815</u>	<u>22,672</u>	<u>20,898</u>		<u>19,500</u>	<u>15,513</u>	<u>23,000</u>	<u>29,800</u>	
<b>Excess Revenue/(Loss)</b>	<b>(3,629)</b>	<b>7,451</b>	<b>6,230</b>	<b>(506)</b>	<b>(399)</b>		<b>2,500</b>	<b>(2,079)</b>	<b>(1,000)</b>	<b>(7,800)</b>	
<b>ENDING FUND BALANCE</b>	<b>24,184</b>	<b>31,635</b>	<b>37,865</b>	<b>37,359</b>	<b>36,960</b>		<b>39,460</b>	<b>34,881</b>	<b>35,960</b>	<b>28,160</b>	

## 06 - COURT SECURITY FUND

*Court Security fund is allowed by state statute through a municipal ordinance to collect a \$3 court fee on all convictions in Municipal Court. The funds can be used to finance security measures utilized by the court such as bailiff and security personnel, metal detectors, electronic surveillance equipment, continuing education for security personnel, and bullet-proof glass.*

	2019 ADOPTED BUDGET	2019 PROJECTED ENDING	2020 CITY MANAGER PROPOSED	CHANGE
BEGINNING FUND BALANCE	\$ 89,362	\$ 89,362	\$ 81,364	
REVENUE TOTAL	\$ 16,000	\$ 16,000	\$ 16,000	\$ -
EXPENSE TOTAL	\$ 13,578	\$ 23,998	\$ 16,000	\$ 2,422
ENDING FUND BALANCE	\$ 91,784	\$ 81,364	\$ 81,364	

### EXPENSES

Personnel costs for bailiff and security  
Hand held metal detector/supplies/repairs

### CAPITAL

No requests

City of Castle Hills	Audited 12/31/2014	Audited 12/31/2015	Audited 12/31/2016	Audited 12/31/2017	Audited 12/31/2018	5 Year Average	2019 Annual Budget	July 31, 2019 Un-Audited YTD	2019 Projected Ending	2020 City Manager Proposed Budget	Change
Municipal Court Security Fund (06)											
BEGINNING FUND BALANCE											
06-00-8604	Revenue This Year	88,163	73,611	77,645	91,910	18,185	89,362	89,362	89,362	81,364	-
		15,585	16,557	25,995	15,399		16,000	10,079	16,000	16,000	
		17,387	16,557	25,995	15,399		16,000	10,079	16,000	16,000	
06-00-5002	Overtime	1,238	4,800	6,323	1,755	2,919	3,000	225	3,000	3,000	-
06-00-5010	FICA	77	296	388	107	180	230	14	250	250	-
06-00-5012	Medicare	18	69	91	25	42	-	3	50	50	50
06-00-5015	Employee Insurance	95	359	344	117	192	-	-	-	-	-
06-00-5018	TMRS-Employee Retirement	167	590	745	206	354	348	26	200	200	(148)
06-00-9005	Capital Expenses	22,125	-	-	-	4,425	3,000	1,998	1,998	3,000	3,000
06-00-9006	Equipment Purchase	-	1,274	-	330	1,913	3,000	11,500	11,500	-	(3,000)
06-00-9010	Operations & Maintenance	-	1,653	884	7,358	2,274	-	2,737	-	-	-
06-00-9012	Personnel-Contract	3,705	4,943	2,955	8,050	4,626	7,000	5,350	7,000	9,500	2,500
06-00-9030	Miscellaneous	-	-	-	-	-	-	-	-	-	-
		30,137	12,523	11,730	17,948	-	13,578	21,853	23,998	16,000	
		(14,552)	4,034	14,265	(2,549)		2,422	(11,773)	(7,998)	-	
	Excess Revenue/(Loss)	5,100									
ENDING FUND BALANCE											
		88,163	77,645	91,910	89,362		91,784	77,588	81,364	81,364	



## 07 - COURT EFFICIENCY FUND

*Court Efficiency fund is 10% of a time payment fee that is imposed through state statute. The funds can be used to finance efficiency measures utilized by the court.*

	2019 ADOPTED BUDGET	2019 PROJECTED ENDING	2020 CITY MANAGER PROPOSED	CHANGE
BEGINNING FUND BALANCE	<u>\$ 4,989</u>	<u>\$ 4,989</u>	<u>\$ 6,289</u>	
REVENUE TOTAL	\$ 1,800	\$ 1,800	\$ 1,800	\$ -
EXPENSE TOTAL	\$ 500	\$ 500	\$ 500	\$ -
ENDING FUND BALANCE	<u>\$ 6,289</u>	<u>\$ 6,289</u>	<u>\$ 7,589</u>	

### EXPENSES

Possible costs related to interpreter fees from outside services

### CAPITAL

No requests

2020  
City  
Manager  
Proposed  
Budget

July 31,  
2019  
Un-Audited  
YTD

2019  
Projected  
Ending

2019  
Annual  
Budget

5 Year  
Average

Audited  
12/31/2018

Audited  
12/31/2017

Audited  
12/31/2016

Audited  
12/31/2015

Audited  
12/31/2014

City of Castle Hills

**Municipal Court Efficiency Fund (07)**

**BEGINNING FUND BALANCE**

07-00-8604 Revenue This Year

07-00-9010 Operations & Maintenance

**Excess Revenue/(Loss)**

**ENDING FUND BALANCE**

Change

6,289

1,800

1,800

500

500

1,300

7,589

### 13 - STATE/FEDERAL FORFEITURE FUNDS

*Forfeiture funds are governed by Code of Criminal Procedures Chapter 59 and proceeds or property received under this chapter is considered to be for a law enforcement purpose if the expenditure is made for an activity of a law enforcement agency that relates to the criminal and civil enforcement. Expenditures can include equipment, vehicles, supplies, crime control programs, training, as well as, facility costs related to purchase of a building, construction, remodel, maintenance.*

	2019 ADOPTED BUDGET	2019 PROJECTED ENDING	2020 CITY MANAGER PROPOSED	CHANGE
BEGINNING FUND BALANCE	<u>\$ 383,914</u>	<u>\$ 383,914</u>	<u>\$ 407,710</u>	
REVENUE TOTAL	\$ 17,500	\$ 48,671	\$ 750	\$ (16,750)
EXPENSE TOTAL	\$ 1,500	\$ 24,875	\$ 25,750	\$ 24,250
ENDING FUND BALANCE	<u>\$ 399,914</u>	<u>\$ 407,710</u>	<u>\$ 382,710</u>	

#### EXPENSES

None at this time

Expense related to vending machine net with vending revenues

#### CAPITAL

No requests

#### FUTURE

Possible future consideration for use towards new facility

City of Castle Hills	Audited 12/31/2014	Audited 12/31/2015	Audited 12/31/2016	Audited 12/31/2017	Audited 12/31/2018	5 Year Average	2019 Annual Budget	July 31, 2019 Un-Audited YTD	2019 Projected Ending	2020 City Manager Proposed Budget	Change
<b>BEGINNING FUND BALANCE</b>	<b>127,505</b>	<b>138,488</b>	<b>181,121</b>	<b>206,828</b>	<b>202,347</b>		<b>383,914</b>	<b>383,914</b>	<b>383,914</b>	<b>407,710</b>	
<b>Police Seizure Fund (13)</b>											
13-00-4060 Misc.-Vending Sales	-	-	-	-	760	152	1,500	206	750	750	(750)
13-00-4090 Interest	146	162	231	994	5,775	1,462	6,000	3,655	6,000	-	(6,000)
13-00-8604 Police Seizures - Federal	13,119	-	17,462	20,081	183,392	46,811	5,000	39,665	36,921	-	(5,000)
13-00-8606 Police Seizures - State	2,864	43,818	16,550	-	5,839	13,814	5,000	-	5,000	-	(5,000)
	<u>16,129</u>	<u>43,980</u>	<u>34,242</u>	<u>21,075</u>	<u>195,766</u>	<u>62,239</u>	<u>17,500</u>	<u>43,525</u>	<u>48,671</u>	<u>750</u>	
13-00-5070 Misc.-Vending Machine Foods	-	-	-	-	6,948	1,390	1,500	214	750	750	(750)
13-00-8000 Capital Expenses	-	-	-	-	3,382	676	-	24,125	24,125	25,000	25,000
13-00-9010 Operations & Maintenance	5,146	1,348	7,646	25,557	3,869	8,713	-	-	-	-	-
13-00-9011 Equip/Fuel/Maint.	-	-	888	-	-	178	-	-	-	-	-
	<u>5,146</u>	<u>1,348</u>	<u>8,535</u>	<u>25,557</u>	<u>14,199</u>		<u>1,500</u>	<u>24,339</u>	<u>24,875</u>	<u>25,750</u>	
<b>Excess Revenue/(Loss)</b>	<b>10,983</b>	<b>42,633</b>	<b>25,708</b>	<b>(4,482)</b>	<b>181,568</b>		<b>16,000</b>	<b>19,186</b>	<b>23,796</b>	<b>(25,000)</b>	
<b>ENDING FUND BALANCE</b>	<b>138,488</b>	<b>181,121</b>	<b>206,828</b>	<b>202,347</b>	<b>383,914</b>		<b>399,914</b>	<b>403,101</b>	<b>407,710</b>	<b>382,710</b>	

## 18 - LEOSE

*Law Enforcement Officers Standards Education Funds (LEOSE) are received from the State of Texas through legislation. Expectation is that they will be funded in 2018. The amount received is based on the number of full time police officers and can be utilized for continuing education for full time law enforcement officers. These funds are designed to supplement other training budgets not replace.*

	2019 ADOPTED BUDGET	2019 PROJECTED ENDING	2020 CITY MANAGER PROPOSED	CHANGE
BEGINNING FUND BALANCE	\$ 8,495	\$ 8,495	\$ 7,432	
REVENUE TOTAL	\$ 2,309	\$ 1,937	\$ 2,000	\$ (309)
EXPENSE TOTAL	\$ 3,000	\$ 3,000	\$ 3,000	\$ -
ENDING FUND BALANCE	\$ 7,804	\$ 7,432	\$ 6,432	

### EXPENSES

Costs for training of law enforcement officers

City of Castle Hills	Audited 12/31/2014	Audited 12/31/2015	Audited 12/31/2016	Audited 12/31/2017	Audited 12/31/2018	5 Year Average	2019 Annual Budget	July 31, 2019 Un-Audited YTD	2019 Projected Ending	2020 City Manager Proposed Budget		Change
<b>BEGINNING FUND BALANCE</b>	-	-	-	-	6,186		8,495	8,495	8,495	7,432		
<b>LEOSE Fund (18)</b>												
18-00-4455 LEOSE State Allocation	-	-	-	-	2,309	461.77	2,309	1,937	1,937	2,000		(309)
	-	-	-	-	2,309		2,309	1,937	1,937	2,000		
18-00-5074 Training/Professional Meetings	-	-	-	-	-	-	3,000	-	3,000	3,000		-
	-	-	-	-	-	-	3,000	-	3,000	3,000		
<b>Excess Revenue/(Loss)</b>	-	-	-	-	2,309		(691)	1,937	(1,063)	(1,000)		
<b>ENDING FUND BALANCE</b>	-	-	-	6,186	8,495		7,804	10,432	7,432	6,432		

# Crime Control Prevention District -50

## 50 -CRIME CONTROL PREVENTION DISTRICT

*Crime Control Prevention District is allowed under the Local Government Code Public Safety Chapter 363 to finance costs of crime control and crime prevention programs. Sales tax revenue of one-fourth of one percent is collected to finance programs, including personnel, administration, expansion, enhancement, and capital expenditures. This tax expires every five years after it takes effect, voters must vote to continue in an election held for that purpose.*

	2019 ADOPTED BUDGET	2019 PROJECTED ENDING	2020 CITY MANAGER PROPOSED	CHANGE
BEGINNING TOTAL FUND BALANCE	<u>\$ 714,234</u>	<u>\$ 714,234</u>	<u>\$ 714,234</u>	
ACTUAL REVENUE TOTAL	\$ 329,500	\$ 294,875	\$ 288,000	\$ (6,875)
ACTUAL EXPENSE TOTAL	<u>\$ 329,500</u>	<u>\$ 294,875</u>	<u>\$ 288,000</u>	\$ (6,875)
UNASSIGNED FUND BALANCE	\$ 373,159	\$ 245,159	\$ 250,659	
ASSIGNED - PATROL CARS	\$ 48,500	\$ 176,500	\$ 236,500	
ASSIGNED - TRAFFIC VEHICLES	\$ 45,000	\$ 45,000	\$ 60,000	
ASSIGNED - CID VEHICLES	\$ 150,000	\$ 150,000	\$ 25,000	
ASSIGNED - RADIOS	\$ 20,000	\$ 20,000	\$ 40,000	
ASSIGNED - VIDEO EQUIPMENT	\$ 62,500	\$ 62,500	\$ 75,000	
ASSIGNED - MOBILE DATA COMPUTERS	<u>\$ 15,075</u>	<u>\$ 15,075</u>	<u>\$ 27,075</u>	
ENDING TOTAL FUND BALANCE	<u>\$ 714,234</u>	<u>\$ 714,234</u>	<u>\$ 714,234</u>	

### EXPENSES

No major increases to expenses included

### CAPITAL

Purchase of 1 Traffic Vehicle and Equipment

Purchase of 5 CID Vehicles and Equipment



City of Castle Hills										2020 City Manager Proposed Budget		2019 Projected Ending		July 31, 2019 Un-Audited YTD		2019 Annual Budget		Change	
Crime Control and Prevention District (50)										714,234		714,234		714,234		714,234			
BEGINNING FUND BALANCE										714,234		714,234		714,234		714,234			
50-00-4060	Miscellaneous	2,250	-	-	-	-	-	-	-	4,000	6,808	4,000	-	6,808	-	4,000	-	(4,000)	-
50-00-4090	Interest	1,602	739	3,743	-	-	-	-	-	-	-	-	-	-	-	-	-	-	-
50-00-4095	Interest - CD	-	-	-	-	-	-	-	-	-	-	-	-	-	-	-	-	-	-
50-00-4300	Sales and Use Tax	233,930	249,550	253,262	254,080	254,080	255,542	250,072.94	250,072.94	256,250	155,797	256,250	256,250	155,797	256,250	275,000	(256,250)	(256,250)	(256,250)
50-00-4500	Sale of Equipment	30,700	-	-	79,000	79,000	-	21,940.00	21,940.00	69,250	-	34,625	7,000	-	34,625	7,000	(69,250)	(69,250)	(69,250)
50-00-4990	Transfer in From Fund Balance	-	-	-	-	-	-	-	-	208,500 *	-	115,125 *	138,000 *	-	115,125 *	138,000 *	(208,500)	(208,500)	(208,500)
		<u>268,482</u>	<u>250,289</u>	<u>257,005</u>	<u>334,041</u>	<u>334,041</u>	<u>271,685</u>			<u>538,000</u>	<u>162,405</u>	<u>410,000</u>	<u>426,000</u>	<u>162,405</u>	<u>410,000</u>	<u>426,000</u>			
50-00-5070	Miscellaneous	988	19,833	369	35	35	74	4,259.79	4,259.79	500	-	500	500	-	500	500	(500)	(500)	(500)
50-00-8105	Patrol Cars - Future	-	43,355	21,822	255,411	255,411	-	64,117.52	64,117.52	60,000	-	60,000	60,000 *	-	60,000	60,000 *	(60,000)	(60,000)	(60,000)
50-00-8106	Purchase - Patrol Cars	-	-	-	-	-	-	-	-	256,000	37,360	128,000	128,000	37,360	128,000	128,000	(256,000)	(256,000)	(256,000)
50-00-8107	Traffic Vehicle -Future	-	-	-	-	-	-	-	-	15,000	-	15,000	15,000 *	-	15,000	15,000 *	(15,000)	(15,000)	(15,000)
50-00-8108	Purchase - Traffic Vehicle	-	-	-	-	-	-	-	-	-	-	-	-	-	-	-	-	-	-
50-00-8110	CID Vehicles - Future	93,183	-	-	-	-	-	18,636.65	18,636.65	25,000	-	25,000	25,000 *	-	25,000	25,000 *	(25,000)	(25,000)	(25,000)
50-00-8111	Purchase - CID Vehicles	-	-	-	-	-	-	-	-	20,000	-	20,000	20,000 *	-	20,000	20,000 *	(20,000)	(20,000)	(20,000)
50-00-8115	Radios - Future	-	17,454	-	-	-	-	3,490.70	3,490.70	-	-	-	-	-	-	-	-	-	-
50-00-8116	Purchase - Radios	-	-	-	-	-	-	20,410.44	20,410.44	-	-	-	-	-	-	-	-	-	-
50-00-8117	Software Upgrade	-	-	-	-	-	-	-	-	-	-	-	-	-	-	-	-	-	-
50-00-8120	Video Equipment - Future	44,000	27,087	-	3,075	3,075	-	14,832.43	14,832.43	12,500	-	12,500	12,500 *	-	12,500	12,500 *	(12,500)	(12,500)	(12,500)
50-00-8121	Purchase - Video Equipment	-	-	-	-	-	-	-	-	-	-	-	-	-	-	-	-	-	-
50-00-8125	Mobile Data Computers - Future	-	18,708	-	38,476	38,476	-	11,436.91	11,436.91	12,000	-	12,000	12,000 *	-	12,000	12,000 *	(12,000)	(12,000)	(12,000)
50-00-8126	Purchase - Mobile Data Computers	-	-	-	-	-	-	6,195.18	6,195.18	36,000	320	36,000	36,000	320	36,000	36,000	(36,000)	(36,000)	(36,000)
50-00-9011	Equip/Fuel/Maint	7,506	-	5,310	-	-	30,024	8,567.97	8,567.97	25,000	4,843	25,000	25,000	4,843	25,000	25,000	(25,000)	(25,000)	(25,000)
50-00-9012	Personnel	-	-	200	-	-	-	40.00	40.00	-	-	-	-	-	-	-	-	-	-
50-00-9014	Admin Support	200	16,006	-	26,558	26,558	600	8,672.94	8,672.94	500	-	500	500	-	500	500	(500)	(500)	(500)
50-00-9015	IT Support	45,912	1,000	-	-	-	20,408	15,991.03	15,991.03	30,000	1,358	30,000	30,000	1,358	30,000	30,000	(30,000)	(30,000)	(30,000)
50-00-9021	CID Training	1,000	-	1,000	1,000	1,000	1,000	600.00	600.00	2,000	-	2,000	2,000	-	2,000	2,000	(2,000)	(2,000)	(2,000)
50-00-9022	SWAT Training	-	88	-	-	-	1,000	417.53	417.53	2,000	-	2,000	2,000	-	2,000	2,000	(2,000)	(2,000)	(2,000)
50-00-9023	Dispatch Training	282	943	-	494	494	-	343.86	343.86	500	-	500	500	-	500	500	(500)	(500)	(500)
50-00-9024	Community Programs	853	24,968	363	26,123	26,123	673	10,596.03	10,596.03	5,000	-	5,000	5,000	-	5,000	5,000	(5,000)	(5,000)	(5,000)
50-00-9025	Software Support	24,070	-	2,632	-	-	27,824	10,905.19	10,905.19	36,000	27,449	36,000	36,000	27,449	36,000	36,000	(36,000)	(36,000)	(36,000)
		<u>217,994</u>	<u>169,442</u>	<u>45,330</u>	<u>351,173</u>	<u>351,173</u>	<u>213,632</u>			<u>538,000</u>	<u>71,331</u>	<u>410,000</u>	<u>426,000</u>	<u>71,331</u>	<u>410,000</u>	<u>426,000</u>			
	Excess Revenue/(Loss)	50,488	80,847	211,675	(17,132)	(17,132)	58,053			-	91,073.67	-	-	-	-	-	-	-	-
	TOTAL ENDING FUND BALANCE	380,791	461,638	656,181	444,506	444,506	714,234			714,234	805,308	714,234	714,234	805,308	714,234	714,234			

ENDING COMMITTED FUND BALANCE & ASSIGNED

Un-Assigned	292,659
Assigned - Patrol Cars	177,500
Assigned - Traffic Vehicle	30,000
Assigned - CID Vehicle	125,000
Assigned - Radios	-
Assigned - Video Equipment	50,000
Assigned - Mobile Data Computers	39,075
	<u>714,234</u>

\* These line items are not actual expenses but funds being set aside for future equipment purchase.

# ANIMAL SHELTER FUND -04

## 04 - ANIMAL SHELTER FUND

*Revenue is received from donations and City Wide Annual Garage sale permits.  
The funds are intended to support the City's Animal Shelter.*

	2019 ADOPTED BUDGET	2019 PROJECTED BUDGET	2020 CITY MANAGER PROPOSED	CHANGE
BEGINNING FUND BALANCE	<u>\$ 5,681</u>	<u>\$ 5,681</u>	<u>\$ 6,061</u>	
REVENUE TOTAL	\$ 500	\$ 380	\$ 350	\$ (150)
EXPENSE TOTAL	\$ -	\$ -	\$ -	\$ -
ENDING FUND BALANCE	<u>\$ 6,181</u>	<u>\$ 6,061</u>	<u>\$ 6,411</u>	

### EXPENSES

No requests

### Capital

No requests

City of Castle Hills		Audited 12/31/2014	Audited 12/31/2015	Audited 12/31/2016	Audited 12/31/2017	Audited 12/31/2018	5 Year Average	2019 Annual Budget	July 31, 2019 Un-Audited YTD	2019 Projected Ending	2020 City Manager Proposed Budget	Change
<b>Animal Shelter Fund (04)</b>												
<b>BEGINNING FUND BALANCE</b>		1,829	1,970	2,765	4,501	5,006		5,681	5,681	5,681	6,061	
04-00-4050	Garage Sale Permits-Annual	-	-	-	-	380	76	-	230	230	200	200
04-00-8604	Revenue This Year	-	45	-	-	-	9	-	-	-	-	-
04-00-8605	Donations	268	750	1,736	505	295	711	500	65	150	150	(350)
		<u>268</u>	<u>795</u>	<u>1,736</u>	<u>505</u>	<u>675</u>		<u>500</u>	<u>295</u>	<u>380</u>	<u>350</u>	
04-00-9010	Operations & Maintenance	127	-	-	-	-	48	-	-	-	-	-
		<u>127</u>	<u>-</u>	<u>-</u>	<u>-</u>	<u>-</u>		<u>-</u>	<u>-</u>	<u>-</u>	<u>-</u>	
<b>Excess Revenue/(Loss)</b>		141	795	1,736	505	675		500	295	380	350	
<b>ENDING FUND BALANCE</b>		1,970	2,765	4,501	5,006	5,681		6,181	5,976	6,061	6,411	